

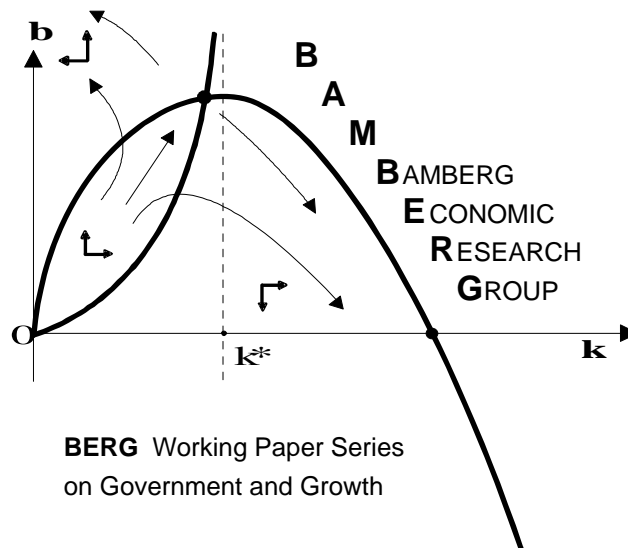
**On the inherent instability of international financial markets:  
natural nonlinear interactions between stock  
and foreign exchange markets**

**Roberto Dieci**

**Frank Westerhoff**

Working Paper No. 79

April 2011



Bamberg Economic Research Group  
on Government and Growth  
Bamberg University  
Feldkirchenstraße 21  
D-96045 Bamberg  
Telefax: (0951) 863 5547  
Telephone: (0951) 863 2547  
E-mail: [public-finance@uni-bamberg.de](mailto:public-finance@uni-bamberg.de)  
<http://www.uni-bamberg.de/vwl-fiwi/forschung/berg/>

ISBN 978-3-931052-89-8

Reihenherausgeber: BERG  
Heinz-Dieter Wenzel

Redaktion  
Felix Stübben \*

---

\* [felix.stuebben@uni-bamberg.de](mailto:felix.stuebben@uni-bamberg.de)

**On the inherent instability of international financial markets:  
natural nonlinear interactions between stock and foreign exchange markets**

Roberto Dieci <sup>a</sup> and Frank Westerhoff <sup>b,\*</sup>

<sup>a</sup> University of Bologna, Department of Mathematics for Economic and Social Sciences

<sup>b</sup> University of Bamberg, Department of Economics

**Abstract**

We develop a novel financial market model in which the stock markets of two countries are linked via and with the foreign exchange market. To be precise, there are domestic and foreign speculators in each of the two stock markets which rely either on linear technical or linear fundamental trading strategies to determine their orders. Since foreign stock market speculators require foreign currency to conduct their trades, all three markets are connected. Our setup entails a natural nonlinearity which may cause persistent endogenous price dynamics. Moreover, we analytically show that market interactions can destabilize the model's fundamental steady state.

**Keywords**

Stock prices; exchange rates; market stability; technical and fundamental analysis;  
nonlinear market interactions; endogenous dynamics.

**JEL classification**

C63; F31; G12; G14.

---

\* Contact: Frank Westerhoff, University of Bamberg, Department of Economics, Feldkirchenstraße 21, D-96045 Bamberg, Germany. Email: frank.westerhoff@uni-bamberg.de

## 1 Introduction

Recurrent dramatic upward and downward movements of international asset prices raise the question whether our global financial system is inherently unstable. Consider, for instance, the course of major stock markets since the mid 1990s. First we saw the emergence of the dot-com bubble and its consequent crash. Afterwards, many stock markets around the world recovered, reaching even previous highs, but only to collapse once again in the second half of 2007. How spectacular such long-term price swings can be is visible in the top panel of Figure 1, which displays the evolution of the German stock market index, the so-called DAX, between 1996 and 2010. The DAX more than tripled its value twice, and yet it lost about half of its value twice, too. A similar worrying picture emerges with respect to foreign exchange markets. The strong shifting behavior of the USD-EUR exchange rate, depicted in the bottom panel of Figure 1, is only one of many stunning examples. After a sharper downward movement between 1999 and 2002, the USD-EUR exchange rate almost doubled its value by 2008, only then to lose a substantial part of its value again. Comprehensive historical accounts of such phenomena and their macroeconomic consequences are provided by Kindelberger (1978), Minsky (1982), Galbraith (1997), Shiller (2003) and Akerlof and Shiller (2008).

----- Figure 1 about here -----

Without doubt, a crucial question is thus what kind of mechanisms may cause such dynamics. While no monocausal explanation is to be expected here, our paper points out that integrated international financial markets may be prone to severe price fluctuations. To be precise, we show that stock and foreign exchange markets are – by construction – nonlinearly interwoven and that interactions between them may give rise to endogenous dynamics. Our results are based on a model which has the following

structure. We consider two countries, called countries  $H$ (ome) and  $A$ (broad). Both countries have a stock market in which the market participants (speculators) use either technical or fundamental analysis rules to predict the future direction of the markets. Hence, there are four types of traders in each stock market: domestic chartists, domestic fundamentalists, foreign chartists and foreign fundamentalists. In order to highlight the nonlinear connection between the markets, we design the model as simply as possible. In particular, the relative importance of the four trader types is constant over time and their trading strategies are linear. Moreover, the price adjustments in the stock and foreign exchange markets are proportional to the traders' excess demands.

It is important to note that the stock markets are linked via and with the foreign exchange market. First, technical traders who trade abroad take both the stock price trend and the exchange rate trend into account. Second, fundamental traders who trade abroad condition their orders on both mispricing on the foreign stock market and mispricing on the foreign exchange market. Third, the transactions of foreign traders go through the foreign exchange market. Suppose, for instance, that a trader from country  $A$  wants to buy stocks in country  $H$ . Then this trader obviously also trades on the foreign exchange market to obtain foreign currency for the stock purchase. The amount of foreign currency required is a nonlinear function: the demand for stocks, which is a function of current and/or past stock prices, is multiplied by the current stock price. This nonlinearity, which has a quite natural foundation, is the only nonlinearity within our model. But, as we will see, its impact on the dynamics is not to be underestimated.

Simulations of our model – a six-dimensional nonlinear dynamic system – reveal that interactions between stock and foreign exchange markets may trigger endogenous dynamics. That is, the stock prices of the two countries and the associated exchange rate

oscillate continuously around their fundamental values for a broad range of parameter values. Moreover, we also establish the destabilizing nature of market interactions analytically in the form of a (local) stability analysis. Irrespective of whether there are interactions between the markets, our model has a unique steady state in which prices properly reflect their fundamental values. Roughly speaking, we find that if the steady state of the model with isolated stock markets is unstable, then the steady state of the model with market interactions is also unstable. However, if the steady state of the model with isolated stock markets is stable, the steady state of the model with market interactions may be unstable. In this sense, market interactions can be regarded as a destabilizing force for the dynamics of international financial markets. Our results also indicate that regulating financial markets is a complicated issue since causalities acting inside our model may run against basic economic intuition.

Our paper is part of the burgeoning field of agent-based financial market modeling (for recent surveys see Chiarella et al. 2009, Hommes and Wagener 2009, Lux 2009 and Westerhoff 2009, among others). Guided by empirical evidence<sup>1</sup>, a number of interesting approaches have been proposed in the last 20 years which help us to explain the behavior of financial markets. Let us briefly categorize the main mechanisms discussed so far.

- In Day and Huang (1990), Chiarella (1992), Chiarella et al. (2002) and Farmer and Joshi (2002), endogenous dynamics arise since the trading behavior of destabilizing technical and/or stabilizing fundamental traders is nonlinear. For instance, technical

---

<sup>1</sup> Empirical evidence showing that financial market participants rely on technical and fundamental trading rules to determine their orders is overwhelming, see Hommes et al. (2005), Menkhoff and Taylor (2007), Menkhoff et al. (2009), Heemeijer et al. (2009), among others. These results strengthen the view that agents are boundedly rational (Simon 1982, Kahneman et al. 1986, Smith 1991).

traders may be more aggressive than fundamental traders when prices are close to the fundamental value and their orders can thus initiate a bubble. However, fundamental traders may become more aggressive as the bubble continues to grow and trigger some kind of mean reversion.

- In other models, e.g. by Kirman (1991), Lux (1995) and Brock and Hommes (1998), speculators switch between technical and fundamental analysis (e.g. due to herding dynamics, market conditions or the rules past performance). A market may thus be unstable if speculators prefer technical trading but turns stable if they switch to fundamental analysis.
- Finally, Westerhoff (2004), Chiarella et al. (2005), Westerhoff and Dieci (2006) and Chiarella et al. (2007) consider multi-asset market dynamics. For instance, in these models a market may be stable as long as fundamental traders are in the majority. However, if there is a temporary inflow of technical traders (who may previously have traded elsewhere) the market may temporarily become unstable.

To sum up, while most models proposed so far consider that agents use nonlinear trading rules, switch between competing trading strategies and/or markets, our paper additionally points out that stock and foreign exchange markets are – by construction – nonlinearly interwoven and that this can give rise to instability and the onset of endogenous dynamics.

The rest of our paper is organized as follows. In Section 2, we introduce a novel model in which the dynamics of two stock markets and one foreign exchange market are linked. In Sections 3 and 4 we present our analytical and numerical results, respectively. Section 5 concludes the paper. A number of proofs are given in the Appendix.

## 2 The model

In this section, we develop a model with interdependent stock and foreign exchange markets. For simplicity, we concentrate on a two-country setup and label the two countries  $H$ (ome) and  $A$ (broad). Both countries have their own currency. In each of the two stock markets there are four types of traders: chartists from countries  $H$  and  $A$  and fundamentalists from countries  $H$  and  $A$ . In general, chartists bet on a continuation of price trends while fundamentalists try to exploit mispricings. We assume that all traders rely on linear trading rules and that their market impact is constant over time. No speculators focus explicitly on the foreign exchange market.<sup>2</sup> However, stock market traders from abroad require foreign currency to conduct their trade. Moreover, their stock market orders depend on the expected future course of the exchange rate and thus the two stock markets are linked via and with the foreign exchange market. The model is closed by postulating positive relations between price changes and excess demands in all three markets.

We proceed as follows. In Sections 2.1 to 2.3, we characterize the stock market in country  $H$ , the stock market in country  $A$  and the foreign exchange market, respectively. In Section 2.4, we summarize the structure of our model. As we will see, its dynamics is driven by three coupled second-order difference equations.

### 2.1 The stock market in country $H$

We start by modeling the stock market in country  $H$ . Let  $P_t^H$  be the log stock price of

---

<sup>2</sup> Dieci and Westerhoff (2010) add nonlinear foreign exchange speculation to a simplified version of our framework. They find that foreign exchange speculators who switch between technical and fundamental trading rules may generate intricate bubbles and crashes in the foreign exchange market which then spillover to stock markets, from which they feed back towards the foreign exchange market, and so on. Such a framework is also studied in Tramontana et al. (2009).



this market at time step  $t$ . Since log stock prices adjust proportionally to excess demand, we can write

$$P_{t+1}^H = P_t^H + \alpha^H (D_{C,t}^{H,H} + D_{F,t}^{H,H} + D_{C,t}^{H,A} + D_{F,t}^{H,A}), \quad (1)$$

where  $\alpha^H$  is a positive price adjustment parameter and  $D_{C,t}^{H,H}$ ,  $D_{F,t}^{H,H}$ ,  $D_{C,t}^{H,A}$  and  $D_{F,t}^{H,A}$  are the orders of domestic chartists, domestic fundamentalists, foreign chartists and foreign fundamentalists, respectively.<sup>3</sup> Consequently, excess buying drives the price up and excess selling drives it down.

Chartists try to identify trading signals by extrapolating past price trends into the future. Orders of chartists from country  $H$  investing in market  $H$  are given by

$$D_{C,t}^{H,H} = \beta^{H,H} (P_t^H - P_{t-1}^H), \quad (2)$$

where  $\beta^{H,H}$  is a positive reaction coefficient. Note that (2) implies that domestic chartists base their orders on the most recently observed price trend. For instance, if they observe an increase in the price, they optimistically submit buying orders.

Fundamentalists seek to profit from mean reversion. Orders of fundamentalists from country  $H$  active in market  $H$  are written as

$$D_{F,t}^{H,H} = \gamma^{H,H} (F^H - P_t^H), \quad (3)$$

where  $\gamma^{H,H}$  is a positive reaction parameter and  $F^H$  is the log fundamental value of stock market  $H$ . Hence, if stock market  $H$  is undervalued (overvalued), domestic fundamentalists perceive a buying (selling) opportunity.

Chartists from country  $A$  investing in the stock market of country  $H$  take into

---

<sup>3</sup>The amount demanded by each group of speculators is proportional to a quantity or trading signal which may be interpreted as the expected log-return from investing in the stock market (see, e.g. Dieci and Westerhoff 2010).

account both the most recent stock market trend in country  $H$  and the most recent exchange rate trend. Therefore,

$$D_{C,t}^{H,A} = \beta^{H,A} (S_t + P_t^H - S_{t-1} - P_{t-1}^H), \quad (4)$$

where  $\beta^{H,A}$  is a positive reaction parameter and  $S_t$  is the log exchange rate, defined as the log price of one unit of country  $H$ 's currency in terms of country  $A$ 's currency. Suppose that the stock price and the exchange rate increase. Then this type of trader will take a buying position. If one or both trends weaken, the order size decreases. However, even a weak downward trend in one of the markets accompanied by a strong upward trend in the other market still generates buying orders.

We express the orders of fundamentalists from country  $A$  investing in stock market  $H$  as follows

$$D_{F,t}^{H,A} = \gamma^{H,A} (F^H - P_t^H + F^S - S_t), \quad (5)$$

where  $\gamma^{H,A}$  is a positive reaction coefficient and  $F^S$  is the log fundamental exchange rate. Obviously, this type of trader takes mispricing in stock market  $H$  and mispricing in the foreign exchange market into account and seeks to profit from them both.<sup>4</sup>

## 2.2 The stock market in country $A$

Since the stock market in country  $A$  is essentially a mirror image of the stock market in country  $H$ , we obtain a similar set of equations for the stock market in country  $A$ . Accordingly, the log stock price in country  $A$  at time step  $t+1$  is quoted as

---

<sup>4</sup> Since  $(F^H - P_t^H + F^S - S_t) = \text{Log}[(f^H f^S)/(p_t^H s_t)]$ , where lowercase letters denote absolute prices, an alternative interpretation for trading rule (5) would be that foreign fundamentalists condition their orders on the mispricing of stock  $H$  in terms of country  $A$ 's currency. A similar argument holds, of course, for trading rule (4).

$$P_{t+1}^A = P_t^A + \alpha^A (D_{C,t}^{A,A} + D_{F,t}^{A,A} + D_{C,t}^{A,H} + D_{F,t}^{A,H}), \quad (6)$$

where  $\alpha^A$  is a positive price adjustment parameter and  $D_{C,t}^{A,A}$ ,  $D_{F,t}^{A,A}$ ,  $D_{C,t}^{A,H}$  and  $D_{F,t}^{A,H}$  are the orders of its four types of market participants.

Orders of chartists from country  $A$  trading in stock market  $A$  total

$$D_{C,t}^{A,A} = \beta^{A,A} (P_t^A - P_{t-1}^A), \quad (7)$$

where  $\beta^{A,A}$  is a positive reaction parameter. Orders of fundamentalists from country  $A$  active in stock market  $A$  amount to

$$D_{F,t}^{A,A} = \gamma^{A,A} (F^A - P_t^A), \quad (8)$$

where  $\gamma^{A,A}$  is a positive reaction parameter and  $F^A$  indicates the log fundamental value of stock market  $A$ .

Chartists from country  $H$  speculating in stock market  $A$  seek to trade

$$D_{C,t}^{A,H} = \beta^{A,H} (-S_t + P_t^A + S_{t-1} - P_{t-1}^A), \quad (9)$$

where  $\beta^{A,H}$  is a positive reaction parameter. Finally, fundamentalists from country  $H$  active in stock market  $A$  place orders

$$D_{F,t}^{A,H} = \gamma^{A,H} (F^A - P_t^A - F^S + S_t), \quad (10)$$

where  $\gamma^{A,H}$  is a positive reaction coefficient. Note that foreign traders take in (9) and (10) the inverse exchange rate into account and that the log of the reciprocal value of the exchange rate is  $\text{Log}[1/\text{Exp}[S_t]] = -S_t$ . Similarly,  $-F^S$  is the log of the inverse fundamental exchange rate.

### 2.3 The foreign exchange market

Changes in the log exchange rate are also proportional to excess demand. Here, excess

demand is solely due to the orders of stock traders who speculate abroad. Recall that the log exchange rate is defined as the log price of one unit of country H's currency in terms of country A's currency. We thus obtain

$$S_{t+1} = S_t + \alpha^S \left( \text{Exp}[P_t^H] (D_{C,t}^{H,A} + D_{F,t}^{H,A}) - \frac{\text{Exp}[P_t^A]}{\text{Exp}[S_t]} (D_{C,t}^{A,H} + D_{F,t}^{A,H}) \right), \quad (11)$$

where  $\alpha^S$  is a positive price adjustment parameter. The mechanics behind (11) are central to our paper and deserve commenting upon.

Note first that all stock orders are given in real units. As a result, the currency demand of traders from country A investing in country H is the product of their (real) stock transactions times the current stock prices, i.e.  $\text{Exp}[P_t^H] (D_{C,t}^{H,A} + D_{F,t}^{H,A})$ . Suppose that country A traders are buying stocks in country H so that this expression is positive. Their (positive) demand for foreign currency then increases the exchange rate. A similar argument holds for traders from country H investing abroad. However, here we have to take the reciprocal value of the exchange rate into account. Moreover, if these traders buy country A's stocks, they sell their own currency to obtain foreign currency, which explains the minus sign in front of the term  $(\text{Exp}[P_t^A] / \text{Exp}[S_t]) (D_{C,t}^{A,H} + D_{F,t}^{A,H})$ .

As should furthermore be clear, the nonlinearity in (11) is quite natural and not a simple ad-hoc addition to our model. It arises from price-quantity interactions and the existence of foreign stock market traders. Yet, its consequences for the model dynamics are quite significant. As we will see, such nonlinear interactions constitute a new possible explanation for the instability of international financial markets and the onset of endogenous upward and downward movements of stock prices and exchange rates. Of course, we rely on specific functional forms for the currency demand components in (11), based on the view that demand functions (2)-(5) and (7)-(10) represent stock

orders in *physical units*. In a number of related heterogeneous agent models, different specifications have been adopted.<sup>5</sup> Such alternative specifications could easily be handled within our setup by taking the more general view that demand reaction coefficients  $\gamma$ s and  $\beta$ s are not fixed but state-dependent, again obtaining a nonlinear dynamical system. It can be proven that such generalizations have no impact on the analytical stability properties of the ‘fundamental steady state’, derived in the next sections. The proof is sketched in Appendix 4.

## 2.4 Summary

Straightforward calculations reveal that the dynamics of our model is due to a set of three coupled second-order difference equations

$$P_{t+1}^H = G^H(P_t^H, P_{t-1}^H, S_t, S_{t-1}), \quad (12)$$

$$P_{t+1}^A = G^A(P_t^A, P_{t-1}^A, S_t, S_{t-1}), \quad (13)$$

$$S_{t+1} = G^S(P_t^H, P_{t-1}^H, P_t^A, P_{t-1}^A, S_t, S_{t-1}). \quad (14)$$

While the first two equations are linear, the third is (highly) nonlinear. In the following, we investigate model (12)-(14) using a combination of analytical and numerical methods.

## 3 Analytical results

We now present several analytical results which indicate that interacting international financial markets are more likely to be unstable than isolated national financial markets.

---

<sup>5</sup> For instance, in Chiarella et al. (2002, 2005) demand functions formally similar to (2)-(5) and (7)-(10), derived within a one-period mean-variance setup, represent the *amount of wealth* to be invested in the stock market. In this case, demand in real units would be obtained through adjustments for the price (and exchange rate) levels.

Our analytical investigation rests on the simplifying assumption that the stock markets of countries  $H$  and  $A$  are symmetric. However, in Section 4 we numerically illustrate that qualitatively similar results can also be expected in situations in which the stock markets are asymmetric. In Section 3.1, we first discuss some general characteristics of our model. We then compare the stability properties of isolated and interacting stock markets, taking two different approaches. In Section 3.2, we hold the number of speculators constant when markets open up, i.e. we consider a mere relocation of the existing mass of speculators. In Section 3.3, we allow market integration to lead to an inflow of additional foreign speculators. Section 3.4 provides insight into stock market dynamics in a regime with fixed exchange rates, as compared to a regime with flexible exchange rates.

### 3.1 Some preliminary insights

By introducing three auxiliary variables, model (12)-(14) can be rewritten as

$$P_{t+1}^H = G^H(P_t^H, U_t^H, S_t, Z_t), \quad (15)$$

$$U_{t+1}^H = P_t^H, \quad (16)$$

$$P_{t+1}^A = G^A(P_t^A, U_t^A, S_t, Z_t), \quad (17)$$

$$U_{t+1}^A = P_t^A, \quad (18)$$

$$S_{t+1} = G^S(P_t^H, U_t^H, P_t^A, U_t^A, S_t, Z_t), \quad (19)$$

$$Z_{t+1} = S_t, \quad (20)$$

where

$$G^H(P^H, U^H, S, Z) = [1 + \alpha^H(\beta^{HH} + \beta^{HA} - \gamma^{HH} - \gamma^{HA})]P^H - \alpha^H(\beta^{HH} + \beta^{HA})U^H + \alpha^H(\beta^{HA} - \gamma^{HA})S - \alpha^H\beta^{HA}Z + \alpha^H(\gamma^{HH} + \gamma^{HA})F^H + \alpha^H\gamma^{HA}F^S, \quad (21)$$

$$G^A(P^A, U^A, S, Z) = [1 + \alpha^A(\beta^{AA} + \beta^{AH} - \gamma^{AA} - \gamma^{AH})]P^A - \alpha^A(\beta^{AA} + \beta^{AH})U^A + \alpha^A(\gamma^{AH} - \beta^{AH})S + \alpha^A\beta^{AH}Z + \alpha^A(\gamma^{AA} + \gamma^{AH})F^A - \alpha^A\gamma^{AH}F^S, \quad (22)$$

$$G^S(P^H, U^H, P^A, U^A, S, Z) = S + \alpha^S \exp(P^H)[(\beta^{HA} - \gamma^{HA})P^H - \beta^{HA}U^H + (\beta^{HA} - \gamma^{HA})S - \beta^{HA}Z + \gamma^{HA}(F^H + F^S)] - \alpha^S \exp(P^A - S)[(\beta^{AH} - \gamma^{AH})P^A - \beta^{AH}U^A + (\gamma^{AH} - \beta^{AH})S + \beta^{AH}Z + \gamma^{AH}(F^A - F^S)] \quad (23)$$

i.e. the evolution of the two stock prices and the exchange rate is driven by a six-dimensional nonlinear dynamical system.

Obviously, one steady state of the model is given with

$$\mathbf{F} := (F^H, F^H, F^A, F^A, F^S, F^S). \quad (24)$$

We call this steady state the fundamental steady state since stock prices and the exchange rate reflect their fundamental values. As a result, there is no further trade and prices are at rest. The proof of the uniqueness of this steady state is provided in Appendix 1.

For simplicity, yet without loss of generality, we assume for the price adjustment coefficients  $\alpha^H = \alpha^A = \alpha^S = 1$ . The Jacobian matrix of our model, evaluated at its steady state, can then be expressed as

$$J(\mathbf{F}) := \quad (25)$$

$$\begin{pmatrix} 1 + \beta^{HH} + \beta^{HA} - \gamma^{HH} - \gamma^{HA} & -(\beta^{HH} + \beta^{HA}) & 0 & 0 & \beta^{HA} - \gamma^{HA} & -\beta^{HA} \\ 1 & 0 & 0 & 0 & 0 & 0 \\ 0 & 0 & 1 + \beta^{AA} + \beta^{AH} - \gamma^{AA} - \gamma^{AH} & -(\beta^{AA} + \beta^{AH}) & \gamma^{AH} - \beta^{AH} & \beta^{AH} \\ 0 & 0 & 1 & 0 & 0 & 0 \\ \Phi^H(\beta^{HA} - \gamma^{HA}) & -\Phi^H\beta^{HA} & \Phi^A(\gamma^{AH} - \beta^{AH}) & \Phi^A\beta^{AH} & 1 + \Phi^H(\beta^{HA} - \gamma^{HA}) - \Phi^A(\gamma^{AH} - \beta^{AH}) & -(\Phi^H\beta^{HA} + \Phi^A\beta^{AH}) \\ 0 & 0 & 0 & 0 & 1 & 0 \end{pmatrix},$$

where  $\Phi^H := \exp(F^H)$  and  $\Phi^A := \exp(F^A - F^S)$ . Note that the Jacobian matrix for generic (strictly positive) reaction coefficients can be reduced to the above matrix via suitable changes of parameters, as shown in Appendix 2.

The analytical study of the (local asymptotic) stability conditions of the fundamental steady state does not appear possible in general. However, some analytical

results can be extracted in the case of symmetric markets, that is, under the following relationships between the parameters

$$\begin{cases} \beta^D := \beta^{HH} = \beta^{AA}, \\ \beta^F := \beta^{HA} = \beta^{AH}, \\ \gamma^D := \gamma^{HH} = \gamma^{AA}, \\ \gamma^F := \gamma^{HA} = \gamma^{AH}, \\ \Phi := \Phi^H = \Phi^A, \end{cases} \quad (26)$$

where superscripts  $D$  and  $F$  now identify the demand parameters of speculators trading in their ( $D$ )omestic market and in the ( $F$ )oreign market, respectively.

In this case, the Jacobian matrix (25) turns into

$$J(\mathbf{F}) := \begin{pmatrix} 1 + \beta^D + \beta^F - \gamma^D - \gamma^F & -(\beta^D + \beta^F) & 0 & 0 & \beta^F - \gamma^F & -\beta^F \\ 1 & 0 & 0 & 0 & 0 & 0 \\ 0 & 0 & 1 + \beta^D + \beta^F - \gamma^D - \gamma^F & -(\beta^D + \beta^F) & \gamma^F - \beta^F & \beta^F \\ 0 & 0 & 1 & 0 & 0 & 0 \\ \Phi(\beta^F - \gamma^F) & -\Phi\beta^F & -\Phi(\beta^F - \gamma^F) & \Phi\beta^F & 1 + 2\Phi(\beta^F - \gamma^F) & -2\Phi\beta^F \\ 0 & 0 & 0 & 0 & 1 & 0 \end{pmatrix} \quad (27)$$

and tedious computations (reported in Appendix 3) allow us to factorize the 6th degree characteristic polynomial  $P(\lambda)$  of the Jacobian matrix (27) as

$$P(\lambda) = P_2(\lambda)P_4(\lambda), \quad (28)$$

where  $P_4(\lambda)$  is a 4th degree polynomial and  $P_2(\lambda)$  is a 2nd degree polynomial. The latter expression reads

$$P_2(\lambda) = \lambda^2 - (1 + \beta^D + \beta^F - \gamma^D - \gamma^F)\lambda + (\beta^D + \beta^F). \quad (29)$$

As we will see, this factorization enables us to perform, in the reference case of symmetric markets, a rather exhaustive comparison of the stability conditions for the system of interacting markets with the stability conditions we obtain when stock markets are independent.



Let us therefore consider next the case in which speculators are not allowed to trade abroad (i.e.  $\beta^F = \gamma^F = 0$ ). The dynamics of the two stock markets of countries  $H$  and  $A$  are then given by two uncoupled two-dimensional linear dynamical systems. To be precise, the stock prices in the two countries evolve according to

$$P_{t+1}^i = (1 + \beta^D - \gamma^D)P_t^i - \beta^D U_t^i + \gamma^D F^i, \quad (30)$$

$$U_{t+1}^i = P_t^i, \quad (31)$$

with  $i \in \{H, A\}$ , having unique fundamental fixed points  $\bar{P}^i = \bar{U}^i = F^i$ . The characteristic polynomial associated with (either of) the two isolated symmetric stock markets is given by

$$Q(\lambda) = \lambda^2 - (1 + \beta^D - \gamma^D)\lambda + \beta^D, \quad (32)$$

and necessary and sufficient conditions for the (global asymptotic) stability of the fundamental steady state can be written as

$$\begin{cases} \gamma^D < 2(1 + \beta^D) \\ \beta^D < 1 \end{cases}. \quad (33)$$

Assume now that speculators are free to choose whether to trade on their own stock market or on the foreign stock market. We distinguish between the case where interactions arise via a simple relocation of the existing mass of investors (who are already active in their domestic markets) and the case where there is an inflow of additional foreign speculators. To simplify matters and to avoid additional notation, we assume that parameters  $\beta^D$ ,  $\beta^F$ ,  $\gamma^D$  and  $\gamma^F$  are proportional to the number of speculators in each group.

### 3.2 Relocation of speculators

We now compare the case of interacting markets (with characteristic polynomial (28)-

(29)) with the case of isolated markets (with characteristic polynomial (32)) by assuming that the sum of  $\beta^D$  and  $\beta^F$  and the sum of  $\gamma^D$  and  $\gamma^F$  are constant, i.e. we set  $\beta^D = \beta - \beta^F$  and  $\gamma^D = \gamma - \gamma^F$ , where  $\beta$  and  $\gamma$  are fixed quantities, proportional to the total number of chartists and fundamentalists, respectively, from either country. Of course, the case of isolated markets corresponds to  $\beta^F = 0 \Rightarrow \beta^D = \beta$  and  $\gamma^F = 0 \Rightarrow \gamma^D = \gamma$ . In the case of a mere relocation of speculators, therefore polynomial  $P_2(\lambda)$  becomes independent of  $\beta^F, \gamma^F$  and identical to polynomial  $Q(\lambda)$ , i.e.

$$P_2(\lambda) = Q(\lambda) = \lambda^2 - (1 + \beta - \gamma)\lambda + \beta, \quad (34)$$

so that in equation (28) only factor  $P_4(\lambda)$  is affected by the relocation (via parameters  $\beta^F$  and  $\gamma^F$ ). It follows that if all of the six characteristic roots of  $P(\lambda) = P_2(\lambda)P_4(\lambda)$  have modulus smaller than one (i.e. the fundamental steady state of the system of interacting markets is locally asymptotically stable), then, a fortiori, the roots of  $Q(\lambda)$  are also smaller than one in modulus, and therefore the isolated stock markets are stable. Put differently, isolated unstable markets cannot be stabilized through market integration and a relocation of speculators, because stability of the integrated system requires the stability of the isolated markets.

The converse implication is not true: if  $Q(\lambda)$  has “stable” roots, i.e. parameters  $\beta$  and  $\gamma$  satisfy the conditions

$$\begin{cases} \gamma < 2(1 + \beta) \\ \beta < 1 \end{cases}, \quad (35)$$

the integrated system may become unstable whenever parameters  $\beta^F$  and  $\gamma^F$  are such that  $P_4(\lambda)$  has at least one “unstable” root (i.e. of modulus larger than unity). An example of this is provided in Section 4 (see discussion of Figure 3).

To sum up, we have thus proven the destabilizing impact of market integration, whenever this is obtained through a mere relocation of existing speculators.

### 3.3 Market entry of additional foreign speculators

Consider now the case in which parameters  $\beta^D$  and  $\beta^F$ , respectively  $\gamma^D$  and  $\gamma^F$ , are not constrained to each other, which means that integration occurs via the entry of additional foreign speculators. The analysis of this case is slightly more complicated than the case of a mere relocation of speculators, yet the destabilizing effect of market interactions can again be proven, at least for a broad region of the parameter space. We obtain our results by discussing the analytical conditions (on parameters  $\beta^D$ ,  $\beta^F$ ,  $\gamma^D$  and  $\gamma^F$ ), under which polynomial  $P_2(\lambda)$  in equation (28) has unstable roots, in connection with the stability conditions (on parameters  $\beta^D$  and  $\gamma^D$ ) derived from polynomial  $Q(\lambda)$  in equation (32). In particular, this allows us to identify a ‘minimal’ region within the parameter space in which otherwise stable, isolated markets are destabilized by speculators who trade abroad.

First of all, it follows from (29) that the conditions

$$\begin{cases} \gamma^D < 2 + 2\beta^D + 2\beta^F - \gamma^F \\ \beta^D < 1 - \beta^F \end{cases} \quad (36)$$

are necessary and sufficient for both roots of  $P_2(\lambda)$  to be smaller than one in modulus.

A sufficient condition for the steady state of the integrated system to be unstable is therefore that some root of  $P_2(\lambda)$  is larger than one in modulus, i.e. at least one of the following inequalities holds

$$\gamma^D > 2 + 2\beta^D + 2\beta^F - \gamma^F \quad (37)$$

or

$$\beta^D > 1 - \beta^F. \quad (38)$$

By considering these inequalities jointly with the stability conditions (33), it can be concluded that markets that are stable in case of isolation may generate an unstable integrated system in two different ways, both of which we illustrate in Figure 2. Here the area of the parameter space  $(\beta^D, \gamma^D)$  bounded by the axes and the thick lines represents the stability region  $S$  for the case of isolated markets. Now, depending on parameters  $\beta^F$  and  $\gamma^F$ , a region  $R \subset S$ , indicated in yellow, can be identified for which the isolated stock markets are stable but the integrated system is not.

----- Figure 2 about here -----

The two possible destabilization mechanisms are as follows. First, once markets become connected (due to additional speculators trading abroad), a loss of stability occurs if

$$1 - \beta^F < \beta^D (< 1), \quad (39)$$

i.e. if foreign chartists are strong enough (indicated in both panels of Figure 2).

Second, even if  $\beta^D < 1 - \beta^F (< 1)$ , it may still be the case that parameter  $\gamma^F$  is so large that we have

$$2 + 2\beta^D + 2\beta^F - \gamma^F < \gamma^D (< 2 + 2\beta^D). \quad (40)$$

Then the system is destabilized due to strong reactions of foreign fundamentalists, as depicted in the right-hand panel of Figure 2. Note that this mechanism cannot occur in a situation in which  $2\beta^F - \gamma^F \geq 0$ , as is the case in the left-hand panel of Figure 2.

Two points deserve greater discussion. The first point concerns the region of instability (in parameter space) for the system of integrated markets. Consider the white

region  $S \setminus R$  included in region  $S$  of stability of the isolated markets. In Case A (i.e.  $2\beta^F - \gamma^F \geq 0$ , left-hand panel of Figure 2) this region is defined as

$$\begin{cases} \gamma^D < 2 + 2\beta^D \\ \beta^D < 1 - \beta^F \end{cases}, \quad (41)$$

whereas in Case B (i.e.  $2\beta^F - \gamma^F < 0$ , right-hand panel of Figure 2) it is specified as

$$\begin{cases} \gamma^D < 2 + 2\beta^D + 2\beta^F - \gamma^F \\ \beta^D < 1 - \beta^F \end{cases}. \quad (42)$$

We remark that in this parameter region, complementary to region  $R$ , the integrated system is not necessarily stable. In other words, the yellow area  $R$  represents only a minimal region of instability for the integrated system, because it is determined without taking into account the possible additional parameter combinations for which the roots of  $P_4(\lambda)$  are larger than one in modulus.

The second issue concerns the possibility that integration may stabilize otherwise unstable stock markets. This possibility depends on the starting situation.

- If  $\gamma^D < 2 + 2\beta^D$  but  $\beta^D > 1$ , then the isolated markets are unstable due to the behavior of trend extrapolators, and can by no means be stabilized by integration. The reason is that  $\beta^D > 1$  implies  $\beta^D > 1 - \beta^F$ , i.e. the integrated system is unstable, too, as is also clear from Figure 2.

- If  $\beta^D < 1$  but  $\gamma^D > 2 + 2\beta^D$ , then isolated stock markets are unstable due to the overreaction of domestic fundamentalists. However, condition (36) indicates that if the foreign chartist parameter  $\beta^F$  is sufficiently large (but such that  $\beta^D < 1 - \beta^F$ ), and the foreign fundamentalist parameter  $\gamma^F$  is not too large, then the two roots of  $P_2(\lambda)$  may become smaller than unity in modulus (see the blue area in the left-hand panel of Figure

2). In this case, and if the roots of  $P_4(\lambda)$  are also smaller than one in modulus, unstable isolated markets become stabilized through market interactions. We present a numerical example for such an outcome in Section 4.2.

It is clear from the above discussion that market integration also tends to be destabilizing in the case of an entry of additional foreign speculators. In fact, the possibility that interactions stabilize otherwise unstable isolated markets is restricted to the particular (and rather unrealistic) case in which stock markets are unstable due to strong reactions by (domestic) fundamentalists.

Our analytical results can be summarized and interpreted as follows. There are two main mechanisms that cause the integrated system to display ‘more instability’ than the isolated stock markets. The first *direct* mechanism is associated with the existence of a larger amount of trading in each stock market, due to the inflow of traders from the other country. This mechanism, related to (the coefficients and the roots of) polynomial  $P_2(\lambda)$ , determines the ‘minimal’ instability region in Figure 2, that is to say, it provides a first broad set of conditions under which interactions destabilize otherwise stable stock markets. Essentially, if the system is displaced from its steady state path due to exogenous shocks affecting only stock price H (say at time 0 and time 1), then the immediate evolution of price H (at time 2) is directly obtained by a second-order linear difference equation whose characteristic polynomial is  $P_2(\lambda)$ . Comparing with the case of isolated markets (with characteristic polynomial  $Q(\lambda)$ ), it is clear that the only difference comes from the increased strength of technical and fundamental trading ( $\beta^D + \beta^F$  and  $\gamma^D + \gamma^F$  vs.  $\beta^D$  and  $\gamma^D$ , respectively), by which the original parameter combination  $(\beta^D, \gamma^D)$  may now find itself within the yellow instability area in Figure 2. Of course, this first mechanism is ‘inactive’ in the case of simple relocation of

speculators, as proven in Section 3.2.

The second *indirect* mechanism operates through the exchange rate adjustments generated by the change in demand for stock. Assume, for instance, that the above described exogenous shocks to price H generate, *ceteris paribus*, a positive excess demand for stock H (starting from the situation of zero excess demand at the steady state). The excess demand for stock H, besides increasing price H, brings about also an upward adjustment of the exchange rate. As a consequence, next period demand for stock H, *and also for stock A*, from foreign traders will be affected by observed (and predicted) exchange rate movements, too, producing, in general, larger stock price adjustments than in the case of independent markets. In our model, such indirect mechanism is governed by the fourth-degree polynomial  $P_4(\lambda)$ . Its impact on the dynamics may be quite complicated, and sometimes counterintuitive, as suggested by the numerical experiments reported in Section 4.

### 3.4 Flexible versus fixed exchange rates

The analytical results presented above have largely been possible by the factorization of the characteristic polynomial  $P(\lambda)$  of the full model with integrated (symmetric) markets, and by the study of the roots of factor  $P_2(\lambda)$ . A further straightforward economic interpretation of the second-degree polynomial  $P_2(\lambda)$  is yielded from the following thought experiment, concerning the comparison of a free floating exchange rate regime with a system of fixed exchange rates. Intuitively, if equation (11) of the model is replaced by a fixed (log) exchange rate  $S_t = \bar{S} = F^S, \forall t$ , equal to its fundamental value, the trading behavior of foreign chartists and foreign fundamentalists becomes equal to the trading behavior of domestic chartists and domestic

fundamentalists (there is neither a trend nor a mispricing in exchange rates and thus these trading signals vanish). As a result, the markets essentially decouple and evolve as two independent two-dimensional linear dynamical systems. In the case of symmetric markets, and using the notation introduced above, the characteristic polynomial associated with each of the two independent systems would become exactly equal to  $P_2(\lambda)$ . The analysis carried out in this section can then also be interpreted in the sense that a change to a free floating exchange rate regime may destabilize otherwise stable stock markets.

#### **4 Numerical results**

Now we numerically illustrate some of our analytical findings. We also extend our analysis in the sense that we show that nonlinear interactions between stock and foreign exchange markets may give rise to endogenous dynamics for a broad range of parameter combinations. In Sections 4.1 and 4.2, we explore the cases where there is a simple relocation of speculators and where there is an inflow of additional foreign speculators, respectively. In Section 4.3, we turn our attention to asymmetric markets.

##### 4.1 Relocation of speculators

In Section 3.2, we have shown that if there is a mere relocation of speculators, unstable isolated stock markets cannot be stabilized through market interactions, yet stable isolated stock markets may become destabilized through market interactions. To introduce an example for the latter finding, let us first assume the parameter setting



$$\begin{cases} \beta^D = \beta^{H,H} = \beta^{A,A} = 0.60, \\ \beta^F = \beta^{H,A} = \beta^{A,H} = 0.00, \\ \gamma^D = \gamma^{H,H} = \gamma^{A,A} = 0.65, \\ \gamma^F = \gamma^{H,A} = \gamma^{A,H} = 0.00, \end{cases} \quad (43)$$

i.e. speculators do not trade abroad. As can easily be verified, the steady states of both isolated stock markets are then stable, implying that after an exogenous shock, stock prices return to their fundamental values.

However, consider now that both stock markets open up and that speculators relocate on the markets as follows

$$\begin{cases} \beta^D = \beta^{H,H} = \beta^{A,A} = 0.30, \\ \beta^F = \beta^{H,A} = \beta^{A,H} = 0.30, \\ \gamma^D = \gamma^{H,H} = \gamma^{A,A} = 0.15, \\ \gamma^F = \gamma^{H,A} = \gamma^{A,H} = 0.50. \end{cases} \quad (44)$$

Note that (44) implies that  $\beta^{H,H} + \beta^{A,H} = 0.6$ ,  $\beta^{A,A} + \beta^{H,A} = 0.6$ ,  $\gamma^{H,H} + \gamma^{A,H} = 0.65$  and  $\gamma^{A,A} + \gamma^{H,A} = 0.65$ . Hence, we can interpret (44) in the sense that some speculators who were previously restricted to their home markets now speculate – with the same aggressiveness – abroad.<sup>6</sup> Moreover, let us fix (for all simulations)  $F^H = F^A = F^S = 0$ .

Figure 3 shows a snapshot of the resulting dynamics. The panels show from top to bottom what is happening in stock market  $H$ , stock market  $A$  and the foreign exchange market, respectively. The left-hand panels depict the dynamics in the time domain (after a longer transient period) while the right-hand panels show the dynamics

---

<sup>6</sup> Recently, several papers successfully estimated small-scale agent-based financial market models (Gilli and Winkler 2003, Alfarano et al. 2005, Boswijk et al. 2007, Manzan and Westerhoff 2007, Franke and Westerhoff 2010). While studies based on daily data find positive yet small values for the reaction parameters of chartists and fundamentalists, estimates based on monthly or annual data report much larger values. These estimates are not directly comparable to our setup but nevertheless indicate that our values for the reaction parameters are not unreasonable, at least for a monthly, quarterly or annual perspective.

in phase space. As we can see, all three markets are characterized by quasi-periodic motion. Apparently, nonlinear market interactions, as specified in our model, can generate enduring oscillations of international asset prices.<sup>7</sup>

----- Figure 3 about here -----

This is an important insight, and it is interesting to explore for which parameter combinations the model produces endogenous fluctuations. For this reason, we present four bifurcation diagrams in Figure 4. In each diagram we use parameter setting (44) but vary the reaction parameter indicated on the axis. Of course, in this case we assume a relocation of a fixed number of speculators and, therefore, when, e.g. parameter  $\beta^F$  is increased, parameter  $\beta^D = \beta - \beta^F$  is automatically decreased. The dynamics are plotted for the log stock price in country  $H$ .

What are the results? The top right panel reveals that an increase in the aggressiveness of foreign chartists is destabilizing. If this parameter is low, we observe that stock price  $H$  converges towards its fixed point (the same is true for the other two markets). However, if this parameter exceeds a critical value, endogenous dynamics kick in. Surprisingly, a similar picture is obtained for the reaction parameter of home fundamentalists (bottom left). If this trader type is too aggressive, a system of interdependent markets becomes unstable. Symmetrically, the top left panel shows that more aggressive domestic chartists tend to stabilize the markets. Finally, also more aggressive foreign fundamentalists are apparently conducive to market efficiency (bottom right). To summarize, when agents relocate across the two stock markets, an

---

<sup>7</sup> Should policy makers now introduce a fixed exchange rate regime such that the exchange rate is equal to its fundamental value, the trading behavior of foreign fundamentalists and foreign chartists becomes identical to the trading behavior of domestic fundamentalists and domestic chartists, respectively. As a result, the dynamics becomes stable and stock prices converge towards their fundamental values.

increase in the impact of foreign chartists (and a simultaneous symmetric decrease in the impact of domestic chartists) is destabilizing, whereas the opposite effect is observed under an increase in the impact of foreign fundamentalists (and a simultaneous decrease in the impact of domestic fundamentalists).

----- Figure 4 about here -----

All in all, it may thus be concluded that the emergence of endogenous dynamics in a system of interrelated financial markets is quite robust, at least in the vicinity of our leading parameter setting. Moreover, the dynamic properties of our model sometimes go against standard intuition. Here we see, for instance, that more aggressive home fundamentalists destabilize the markets.<sup>8</sup> Regulatory policies which aim at stabilizing financial markets by promoting fundamental analysis in domestic markets may thus backfire. Regulatory policies have to be carefully designed in a system of interacting international financial markets.

#### 4.2 Market entry of additional foreign speculators

It is clear from section 3.3 that the market entry of additional foreign speculators tends to be destabilizing, and numerical examples of such a scenario can easily be found. For instance, instability results if  $\gamma^F > 2\beta^F$  and parameters  $\beta^D$  and  $\gamma^D$  are selected from the yellow region in the right-hand panel of Figure 2.

However, let us now turn to the possibility that unstable isolated stock markets may become stabilized through speculative activity from abroad. Assume the parameter setting

---

<sup>8</sup>The destabilization effects observed in this example are solely due to the subset of eigenvalues related to polynomial factor  $P_4(\lambda)$  in equation (28), being polynomial  $P_2(\lambda)$  unaffected by the relocation (see equation 34).

$$\begin{cases} \beta^D = \beta^{H,H} = \beta^{A,A} = 0.30, \\ \beta^F = \beta^{H,A} = \beta^{A,H} = 0.00, \\ \gamma^D = \gamma^{H,H} = \gamma^{A,A} = 2.75, \\ \gamma^F = \gamma^{H,A} = \gamma^{A,H} = 0.00. \end{cases} \quad (45)$$

According to the respective stability conditions, both isolated stock markets are unstable, i.e. after an initial shock, stock prices and exchange rates explode. Clearly, the loss of stability is caused by too aggressive fundamentalists.

However, consider now that financial market integration leads to an inflow of additional foreign speculators so that we have the parameter setting

$$\begin{cases} \beta^D = \beta^{H,H} = \beta^{A,A} = 0.30, \\ \beta^F = \beta^{H,A} = \beta^{A,H} = 0.53, \\ \gamma^D = \gamma^{H,H} = \gamma^{A,A} = 2.75, \\ \gamma^F = \gamma^{H,A} = \gamma^{A,H} = 0.20. \end{cases} \quad (46)$$

Figure 5 presents the resulting dynamics (the design is as in Figure 3). Again, we observe endogenous dynamics in the stock and foreign exchange markets.<sup>9</sup> In this sense, if financial market integration leads to an inflow of additional foreign speculators, a system of interacting financial markets may be more stable than isolated financial markets.

----- Figure 5 about here -----

The four bifurcation diagrams of Figure 6 depict the dynamics close to this

---

<sup>9</sup> A parameter setting for which the fundamental steady states of the two isolated stock markets are unstable while the fundamental steady state of the complete model is stable is obtained if in (46)  $\beta^F$  is reduced from 0.53 to 0.52, as can be seen in the top right bifurcation diagram of Figure 6.

parameter setting (the design is as in Figure 4).<sup>10</sup> All in all, we observe a similar dynamic behavior if the parameters remain close to this setting. Moreover, the results presented in some panels again violate basic economic intuition. Consistent with basic economic intuition, we observe that more aggressive foreign chartists are destabilizing while more aggressive foreign fundamentalists are stabilizing. Contrary to basic economic intuition, we observe the opposite for domestic chartists and domestic fundamentalists. If domestic chartists become more aggressive, price fluctuations are less wild. If domestic fundamentalists become more aggressive, the amplitude of price fluctuations increases. Once again, we note that it may be difficult to regulate financial markets. Crowding out home chartists would not be a good idea if parameter setting (46) is approximately correct.

----- Figure 6 about here -----

#### 4.3 Asymmetric markets

We finally turn our attention to asymmetric markets and provide numerical evidence which reveals that our results may also be valid if markets are not symmetric. Moreover, we demonstrate that our model may even produce complex price dynamics.<sup>11</sup>

Let us compare the parameter setting

---

<sup>10</sup>The local bifurcations of the steady state visible in the first, second and fourth panel of Figure 6 depend solely on the behavior of the roots of factor  $P_4(\lambda)$  of the characteristic polynomial (28), since the parameter ranges of these diagrams are completely within the region (36) in which the roots of  $P_2(\lambda)$  are smaller than one in modulus.

<sup>11</sup>However, complex dynamics can also be observed in symmetric markets.

$$\begin{cases} \beta^{H,H} = 0.55, & \beta^{A,A} = 0.62, \\ \beta^{H,A} = 0.00, & \beta^{A,H} = 0.00, \\ \gamma^{H,H} = 0.56, & \gamma^{A,A} = 0.61, \\ \gamma^{H,A} = 0.00, & \gamma^{A,H} = 0.00, \end{cases} \quad (47)$$

with the parameter setting

$$\begin{cases} \beta^{H,H} = 0.28, & \beta^{A,A} = 0.29, \\ \beta^{H,A} = 0.33, & \beta^{A,H} = 0.27, \\ \gamma^{H,H} = 0.27, & \gamma^{A,A} = 0.26, \\ \gamma^{H,A} = 0.35, & \gamma^{A,H} = 0.29, \end{cases} \quad (48)$$

which imply asymmetric isolated and asymmetric interacting markets, respectively. For parameter setting (47), the dynamics of both isolated stock markets are stable. If markets open up and if speculators merely relocate across markets, (47) may turn into (48).

Figure 7 shows the dynamics of our model for parameter setting (48). It is clear from the time series plots that the fundamental steady state is unstable and that both stock prices and the exchange rate evolve in quite an irregular manner. The complexity of the dynamics is further illustrated by the emergence of strange attractors, as depicted in the right-hand panels of Figure 7. Hence, also in the presence of asymmetries, stable isolated stock markets may become destabilized through market interactions.

----- Figure 7 about here -----

If we consider an inflow of additional foreign speculators, also unstable isolated asymmetric stock markets may become stabilized through market interactions. Here is one example in which we compare the parameter setting

$$\begin{cases} \beta^{H,H} = 0.27, & \beta^{A,A} = 0.31, \\ \beta^{H,A} = 0.00, & \beta^{A,H} = 0.00, \\ \gamma^{H,H} = 2.73, & \gamma^{A,A} = 2.77, \\ \gamma^{H,A} = 0.00, & \gamma^{A,H} = 0.00, \end{cases} \quad (49)$$

against the parameter setting

$$\begin{cases} \beta^{H,H} = 0.27, & \beta^{A,A} = 0.31, \\ \beta^{H,A} = 0.66, & \beta^{A,H} = 0.60, \\ \gamma^{H,H} = 2.73, & \gamma^{A,A} = 2.77, \\ \gamma^{H,A} = 0.29, & \gamma^{A,H} = 0.30. \end{cases} \quad (50)$$

Under parameter setting (49), both asymmetric isolated stock markets are unstable, caused by a strong aggressiveness of (domestic) fundamentalists.

However, if there is an additional inflow of foreign speculators such that we obtain parameter setting (50), irregular price dynamics set in. According to the left panels of Figure 8, interactions prevent price explosions. Instead, stock prices circle in a complex fashion around their fundamental steady states, which again brings about strange attractors (see right-hand panels).<sup>12</sup>

----- Figure 8 about here -----

## 5 Conclusions

Actual financial markets regularly display severe bubbles and crashes. To understand these challenging phenomena we explore a novel financial market model in which the stock markets of two countries are nonlinearly connected via and with the foreign exchange market. For simplicity, speculators use either linear technical or linear fundamental trading rules to determine their orders. If at least some speculators trade

---

<sup>12</sup> A scenario in which an inflow of additional foreign speculators causes the fundamental steady state to be stable is given by  $\beta^{H,A} = 0.4$ ,  $\beta^{A,H} = 0.3$ ,  $\gamma^{H,A} = 0.2$ ,  $\gamma^{A,H} = 0.1$ .

abroad, all three markets are connected. One of our results is that isolated stable stock markets may become unstable in the presence of foreign speculators. Instead of displaying fixed point dynamics, a stock market may then be characterized by endogenous price fluctuations. Hence, a country which opens up its stock markets to foreign speculators may experience more volatile dynamics. As a matter of fact, the foreign exchange market may also become unstable. Interestingly, this result does not hinge upon assuming the existence of additional speculators on the stock markets. A mere relocation of the existing mass of speculators may even be sufficient to generate instability and endogenous price movements. Moreover, regulating interacting financial markets may be a complicated issue since causalities acting inside the market may act against conventional wisdom.

Our simple model may be extended in several directions. First, one may consider that speculators switch between trading strategies and/or markets. This would make the setup more realistic and we then expect the dynamics to become even more interesting. The model by Dieci and Westerhoff (2010) could serve as a starting point. Moreover, an attempt could be made to calibrate our framework such that it mimics the behavior of actual financial markets more closely, e.g. by adding random exogenous shocks. An interesting approach in this direction is that by Corona et al. (2007). Finally, we concentrated on a system with two stock markets and one foreign exchange market. It would be interesting to allow for more financial markets. Brock et al. (2009) propose an interesting framework with spot and derivative markets. However, an attempt could even be made to add a macroeconomic model to the setup to study the interplay between the real and financial sector. In any case, recurrent financial market turmoil and its impact on our economies make it clear that this research area is important and deserves greater attention in the future.



## Appendix 1. Uniqueness of the steady state

The fundamental steady state  $\mathbf{F}$  is the unique stationary equilibrium of dynamical system (15)-(20). To prove this, we consider a generic steady state  $\bar{\mathbf{P}}$ , possibly different to  $\mathbf{F}$  (we use an overbar to denote steady state log prices and demands). At the steady state, log prices and the log exchange rate are constant for any  $t$ :

$$P_t^H = U_t^H = \bar{P}^H, \quad P_t^A = U_t^A = \bar{P}^A, \quad S_t = Z_t = \bar{S}.$$

From (2), (4), (7) and (9), the demand from any type of chartists at *any* steady state solution is zero:

$$\bar{D}_C^{HH} = \bar{D}_C^{HA} = \bar{D}_C^{AA} = \bar{D}_C^{AH} = 0,$$

and the price adjustment equations (1), (6), (11) thus imply

$$\bar{D}_F^{HH} + \bar{D}_F^{HA} = 0, \quad \bar{D}_F^{AA} + \bar{D}_F^{AH} = 0, \quad \text{Exp}(\bar{P}^H)\bar{D}_F^{HA} - \text{Exp}(\bar{P}^A - \bar{S})\bar{D}_F^{AH} = 0. \quad (\text{A1})$$

The first two conditions in (A1) can be rewritten, respectively, as

$$(\gamma^{HH} + \gamma^{HA})(F^H - \bar{P}^H) = \gamma^{HA}(\bar{S} - F^S), \quad (\text{A2})$$

$$(\gamma^{AA} + \gamma^{AH})(F^A - \bar{P}^A) = \gamma^{AH}(F^S - \bar{S}). \quad (\text{A3})$$

It is clear from (A2) and (A3) that  $(F^H - \bar{P}^H)$  and  $(F^A - \bar{P}^A)$  must have opposite signs (or both be zero). Obviously, a similar relationship must hold between demands

$\bar{D}_F^{HH} = \gamma^{HH}(F^H - \bar{P}^H)$  and  $\bar{D}_F^{AA} = \gamma^{AA}(F^A - \bar{P}^A)$ . It furthermore follows from the first

two conditions of (A1) that  $\bar{D}_F^{HA} = \gamma^{HA}(F^H - \bar{P}^H + F^S - \bar{S})$  and

$\bar{D}_F^{AH} = \gamma^{AH}(F^A - \bar{P}^A - F^S + \bar{S})$  must also have opposite signs (or both be zero).

However, from the third steady-state condition in (A1),  $\bar{D}_F^{HA}$  and  $\bar{D}_F^{AH}$  cannot have

opposite signs. As a consequence  $\bar{D}_F^{HA} = \bar{D}_F^{AH} = 0$ . Substituting this into the first two

conditions of (A1), it follows that also  $\bar{D}_F^{HH} = \bar{D}_F^{AA} = 0$ . No deviations of prices and

exchange rate from their fundamental values are thus possible at the steady state.

## Appendix 2. Jacobian matrix and parameter reduction

Components  $G^H$  and  $G^A$  (equations 15 and 17) of the 6-D map driving the dynamical system have straightforward partial derivatives, due to linearity. The partial derivatives of component  $G^S = G^S(P^H, U^H, P^A, U^A, S, Z)$  are the following

$$\begin{aligned}\frac{\partial G^S}{\partial P^H} &= \alpha^S \exp(P^H) \left[ (D_C^{HA} + D_F^{HA}) + (\beta^{HA} - \gamma^{HA}) \right]; & \frac{\partial G^S}{\partial U^H} &= -\alpha^S \exp(P^H) \beta^{HA}; \\ \frac{\partial G^S}{\partial P^A} &= -\alpha^S \exp(P^A - S) \left[ (D_C^{AH} + D_F^{AH}) + (\beta^{AH} - \gamma^{AH}) \right]; & \frac{\partial G^S}{\partial U^A} &= \alpha^S \exp(P^A - S) \beta^{AH}; \\ \frac{\partial G^S}{\partial S} &= 1 + \alpha^S \left[ \exp(P^H) (\beta^{HA} - \gamma^{HA}) + \exp(P^A - S) (D_C^{AH} + D_F^{AH} + \beta^{AH} - \gamma^{AH}) \right]; \\ \frac{\partial G^S}{\partial Z} &= -\alpha^S \left[ \exp(P^H) \beta^{HA} + \exp(P^A - S) \beta^{AH} \right],\end{aligned}$$

where demand functions  $D_C^{HA}$ ,  $D_F^{HA}$ ,  $D_C^{AH}$ ,  $D_F^{AH}$ , defined by (4), (5), (9), and (10), respectively, vanish at the steady state. Therefore, by setting  $\Phi^H := \exp(F^H)$  and  $\Phi^A := \exp(F^A - F^S)$ , the Jacobian matrix at the fundamental steady state  $\mathbf{F}$  can be written as follows

$$J(\mathbf{F}) = \begin{pmatrix} \mathbf{A}_H & \mathbf{0} & \mathbf{B}_H \\ \mathbf{0} & \mathbf{A}_A & \mathbf{B}_A \\ \mathbf{C}_H & \mathbf{C}_A & \mathbf{D} \end{pmatrix}, \quad (\text{A4})$$

where  $\mathbf{0}$  is a two-dimensional null matrix and where

$$\begin{aligned}\mathbf{A}_H &= \begin{pmatrix} 1 + \alpha^H (\beta^{HH} + \beta^{HA} - \gamma^{HH} - \gamma^{HA}) & -\alpha^H (\beta^{HH} + \beta^{HA}) \\ 1 & 0 \end{pmatrix}, & \mathbf{B}_H &= \begin{pmatrix} \alpha^H (\beta^{HA} - \gamma^{HA}) & -\alpha^H \beta^{HA} \\ 0 & 0 \end{pmatrix}, \\ \mathbf{A}_A &= \begin{pmatrix} 1 + \alpha^A (\beta^{AA} + \beta^{AH} - \gamma^{AA} - \gamma^{AH}) & -\alpha^A (\beta^{AA} + \beta^{AH}) \\ 1 & 0 \end{pmatrix}, & \mathbf{B}_A &= \begin{pmatrix} \alpha^A (\gamma^{AH} - \beta^{AH}) & \alpha^A \beta^{AH} \\ 0 & 0 \end{pmatrix}, \\ \mathbf{C}_H &= \begin{pmatrix} \alpha^S \Phi^H (\beta^{HA} - \gamma^{HA}) & -\alpha^S \Phi^H \beta^{HA} \\ 0 & 0 \end{pmatrix}, & \mathbf{C}_A &= \begin{pmatrix} \alpha^S \Phi^A (\gamma^{AH} - \beta^{AH}) & \alpha^S \Phi^A \beta^{AH} \\ 0 & 0 \end{pmatrix},\end{aligned}$$

$$\mathbf{D} = \begin{pmatrix} 1 + \alpha^S [\Phi^H (\beta^{HA} - \gamma^{HA}) - \Phi^A (\gamma^{AH} - \beta^{AH})] & -\alpha^S (\Phi^H \beta^{HA} + \Phi^A \beta^{AH}) \\ 1 & 0 \end{pmatrix}$$

As can be verified, under the following change of parameters

$$\tilde{\beta}^{Hj} := \alpha^H \beta^{Hj}, \quad \tilde{\beta}^{Aj} := \alpha^A \beta^{Aj}, \quad \tilde{\gamma}^{Hj} := \alpha^H \gamma^{Hj}, \quad \tilde{\gamma}^{Aj} := \alpha^A \gamma^{Aj}, \quad \tilde{\Phi}^j := \frac{\alpha^S}{\alpha^j} \Phi^j \quad j \in \{H, A\},$$

coefficients  $\alpha^H$ ,  $\alpha^A$  and  $\alpha^S$  no longer appear in the Jacobian matrix (A4), which turns out to depend on a smaller number of parameters. By rewriting (with some abuse of notation) the new parameters without the tilde, the Jacobian matrix (A4) becomes exactly equal to (25), where coefficients  $\alpha^H$ ,  $\alpha^A$  and  $\alpha^S$  have been normalized to one. The latter parameter restriction therefore does not imply any loss of generality, at least concerning the local stability analysis of the steady state.

### Appendix 3. Factorization of the characteristic polynomial for symmetric markets

Here we prove that the 6th degree characteristic polynomial of the Jacobian matrix (A4) can be factorized, in the case of symmetric markets, into the product of a 2nd degree and a 4th degree polynomial, according to equations (28) and (29). By assuming  $\alpha^H = \alpha^A = \alpha^S = 1$ , and by imposing restrictions (26) on the remaining parameters, the blocks constituting the Jacobian matrix (A4) become

$$\mathbf{A}_H = \mathbf{A}_A = \mathbf{A} := \begin{pmatrix} 1 + \beta^D + \beta^F - \gamma^D - \gamma^F & -(\beta^D + \beta^F) \\ 1 & 0 \end{pmatrix}, \quad \mathbf{B}_H = \mathbf{B} := \begin{pmatrix} \beta^F - \gamma^F & -\beta^F \\ 0 & 0 \end{pmatrix}, \quad \mathbf{B}_A = -\mathbf{B},$$

$$\mathbf{C}_H = \mathbf{C} := \begin{pmatrix} \Phi(\beta^F - \gamma^F) & -\Phi\beta^F \\ 0 & 0 \end{pmatrix} = \Phi\mathbf{B}, \quad \mathbf{C}_A = -\mathbf{C} = -\Phi\mathbf{B}, \quad \mathbf{D} := \begin{pmatrix} 1 + 2\Phi(\beta^F - \gamma^F) & -2\Phi\beta^F \\ 1 & 0 \end{pmatrix}$$

and the full matrix  $J(\mathbf{F})$  is given in equation (27). The eigenvalues of  $J(\mathbf{F})$  are the (real or complex) solutions to the algebraic equation  $P(\lambda) := \det(J(\mathbf{F}) - \lambda\mathbf{I}_6) = 0$ , where  $\mathbf{I}_n$  denotes the  $n$ -dimensional identity matrix and  $P(\lambda)$  denotes the characteristic polynomial of matrix  $J(\mathbf{F})$ . For our purposes, the six-dimensional matrix  $\mathbf{M} := J(\mathbf{F}) - \lambda\mathbf{I}_6$  is conveniently partitioned as follows

$$\mathbf{M} := J(\mathbf{F}) - \lambda\mathbf{I}_6 = \begin{pmatrix} \tilde{\mathbf{A}} & \tilde{\mathbf{B}} \\ \tilde{\mathbf{C}} & \tilde{\mathbf{D}} \end{pmatrix},$$

where  $\tilde{\mathbf{A}} := \mathbf{A} - \lambda\mathbf{I}_2$  is two-dimensional,  $\tilde{\mathbf{B}} := (\mathbf{0} \ \mathbf{B})$  has dimension (2,4),

$\tilde{\mathbf{C}} := \begin{pmatrix} \mathbf{0} \\ \mathbf{C} \end{pmatrix} = \begin{pmatrix} \mathbf{0} \\ \Phi\mathbf{B} \end{pmatrix}$  has dimension (4,2) and  $\tilde{\mathbf{D}} := \begin{pmatrix} \mathbf{A} - \lambda\mathbf{I}_2 & -\mathbf{B} \\ -\mathbf{C} & \mathbf{D} - \lambda\mathbf{I}_2 \end{pmatrix}$  is four-

dimensional. Note first that  $\det(\tilde{\mathbf{A}}) = P_2(\lambda)$ , where  $P_2(\lambda)$  is the 2nd degree polynomial defined by equation (29). Second, note that, based on standard matrix reduction

methods<sup>13</sup>,  $\det(\mathbf{M})$  can generally be rewritten as

$$\det(\mathbf{M}) = \det(\tilde{\mathbf{A}}) \det(\tilde{\mathbf{D}} - \tilde{\mathbf{C}}\tilde{\mathbf{A}}^{-1}\tilde{\mathbf{B}}). \quad (\text{A5})$$

We shall therefore prove that  $\det(\tilde{\mathbf{D}} - \tilde{\mathbf{C}}\tilde{\mathbf{A}}^{-1}\tilde{\mathbf{B}})$  is in fact a 4th degree polynomial in  $\lambda$ , so that the characteristic polynomial of  $J(\mathbf{F})$  can be factorized according to equation (28). By block-matrix multiplication, the four-dimensional matrix  $\tilde{\mathbf{D}} - \tilde{\mathbf{C}}\tilde{\mathbf{A}}^{-1}\tilde{\mathbf{B}}$  can be rewritten in terms of the original two-dimensional blocks  $\mathbf{A}$ ,  $\mathbf{B}$ ,  $\mathbf{D}$ ,  $\mathbf{I}_2$

$$\tilde{\mathbf{D}} - \tilde{\mathbf{C}}\tilde{\mathbf{A}}^{-1}\tilde{\mathbf{B}} = \begin{pmatrix} \mathbf{A} - \lambda\mathbf{I}_2 & -\mathbf{B} \\ -\Phi\mathbf{B} & (\mathbf{D} - \lambda\mathbf{I}_2) - \Phi\mathbf{B}(\mathbf{A} - \lambda\mathbf{I}_2)^{-1}\mathbf{B} \end{pmatrix},$$

or, in extended form,

$$\tilde{\mathbf{D}} - \tilde{\mathbf{C}}\tilde{\mathbf{A}}^{-1}\tilde{\mathbf{B}} = \begin{pmatrix} 1 + \beta^D + \beta^F - \gamma^D - \gamma^F - \lambda & -(\beta^D + \beta^F) & -(\beta^F - \gamma^F) & \beta^F \\ 1 & -\lambda & 0 & 0 \\ -\Phi(\beta^F - \gamma^F) & \Phi\beta^F & 1 + Z(\lambda)\Phi(\beta^F - \gamma^F) - \lambda & -Z(\lambda)\Phi\beta^F \\ 0 & 0 & 1 & -\lambda \end{pmatrix},$$

where  $Z(\lambda)$  is the following rational function

$$Z(\lambda) = 2 + \frac{\lambda(\beta^F - \gamma^F) - \beta^F}{P_2(\lambda)} = \frac{2\lambda^2 - (2 + 2\beta^D + \beta^F - 2\gamma^D - \gamma^F)\lambda + (2\beta^D + \beta^F)}{\lambda^2 - (1 + \beta^D + \beta^F - \gamma^D - \gamma^F)\lambda + (\beta^D + \beta^F)}.$$

By cofactor expansion of the 4th row of matrix  $\tilde{\mathbf{D}} - \tilde{\mathbf{C}}\tilde{\mathbf{A}}^{-1}\tilde{\mathbf{B}}$ , one can write  $\det(\tilde{\mathbf{D}} - \tilde{\mathbf{C}}\tilde{\mathbf{A}}^{-1}\tilde{\mathbf{B}})$  as the sum of a 4th degree polynomial and of a rational function,  $V(\lambda)$ , defined as

$$V(\lambda) = -Z(\lambda)S(\lambda),$$

---

<sup>13</sup> Factorization (A5) is based on the following identity:

$$\begin{pmatrix} \tilde{\mathbf{A}} & \tilde{\mathbf{B}} \\ \tilde{\mathbf{C}} & \tilde{\mathbf{D}} \end{pmatrix} = \begin{pmatrix} \tilde{\mathbf{A}} & \mathbf{0} \\ \tilde{\mathbf{C}} & \mathbf{I}_4 \end{pmatrix} \begin{pmatrix} \mathbf{I}_2 & \tilde{\mathbf{A}}^{-1}\tilde{\mathbf{B}} \\ \mathbf{0} & \tilde{\mathbf{D}} - \tilde{\mathbf{C}}\tilde{\mathbf{A}}^{-1}\tilde{\mathbf{B}} \end{pmatrix},$$

by which matrix  $\mathbf{M}$  is decomposed into the product of two block triangular matrices (one lower and one upper triangular). This is a type of ‘block  $LU$  decomposition’ (see, e.g. Stewart 1999 for a review of such matrix reduction techniques and their applications).

where  $S(\lambda)$  is a 3rd degree polynomial expressed as

$$S(\lambda) = \Phi(\beta^F - \gamma^F)\lambda^3 - [\Phi\beta^F + (1 + \beta^D + \beta^F - \gamma^D - \gamma^F)\Phi(\beta^F - \gamma^F)]\lambda^2 + [(1 + \beta^D + \beta^F - \gamma^D - \gamma^F)\Phi\beta^F + (\beta^D + \beta^F)\Phi(\beta^F - \gamma^F)]\lambda - (\beta^D + \beta^F)\Phi\beta^F.$$

As can easily be verified, polynomial  $S(\lambda)$  is divisible by  $P_2(\lambda)$ , namely

$$S(\lambda) = P_2(\lambda)[\Phi(\beta^F - \gamma^F)\lambda - \Phi\beta^F]. \quad (\text{A6})$$

As a consequence, rational function  $V(\lambda) = -Z(\lambda)S(\lambda)$  can be simplified into a 3rd degree polynomial, too, so that  $\det(\tilde{\mathbf{D}} - \tilde{\mathbf{C}}\tilde{\mathbf{A}}^{-1}\tilde{\mathbf{B}})$  turns out to be a (4th degree) polynomial function, which we denote by  $P_4(\lambda)$ . The eigenvalues of  $J(\mathbf{F})$  can therefore be determined separately as the two roots of  $\det(\tilde{\mathbf{A}}) := P_2(\lambda)$  and the four roots of  $\det(\tilde{\mathbf{D}} - \tilde{\mathbf{C}}\tilde{\mathbf{A}}^{-1}\tilde{\mathbf{B}}) := P_4(\lambda)$ , respectively.<sup>14</sup>

Although this factorization is still not enough for a full analytical characterization of the parameter region of local asymptotic stability of the steady state (the region in which all six eigenvalues are smaller than one in modulus), it enables us to perform (in Sections 3.2 and 3.3) a rather exhaustive comparison of the stability conditions for the system of interacting markets with the stability conditions we obtain when stock markets are independent.

---

<sup>14</sup> Of course, factorization (A5) generally requires that  $\tilde{\mathbf{A}}$  is nonsingular,  $\det(\tilde{\mathbf{A}}) \neq 0$ . If  $S(\lambda)$  were not exactly divisible by  $P_2(\lambda)$ , then the rational function  $\det(\tilde{\mathbf{D}} - \tilde{\mathbf{C}}\tilde{\mathbf{A}}^{-1}\tilde{\mathbf{B}})$  would have an (infinite) discontinuity at the zeros of  $P_2(\lambda)$ , and factorization (A5) would not hold there. However, due to (A6), in our case any discontinuity in  $\det(\tilde{\mathbf{D}} - \tilde{\mathbf{C}}\tilde{\mathbf{A}}^{-1}\tilde{\mathbf{B}})$  can be removed.

#### Appendix 4. State-dependent demand coefficients

This appendix proves that the local stability conditions of the fundamental steady state (in the parameter space) are fully preserved under a more flexible specification of agents' demand, namely, under the case where demand reaction coefficients  $\gamma$ s and  $\beta$ s are state-dependent (and thus time-varying). This generalization encompasses a range of possible alternative formulations, one of which is briefly discussed at the end of this appendix.

For  $i, j \in \{H, A\}$ , replace the (fixed) demand parameters  $\beta^{ij}$  and  $\gamma^{ij}$  in equations (2)-(5) and (7)-(10) with state-dependent quantities  $\beta_t^{ij} = \beta^{ij}(\mathbf{x}_t)$  and  $\gamma_t^{ij} = \gamma^{ij}(\mathbf{x}_t)$ , respectively, where  $\mathbf{x}_t := (P_t^H, U_t^H, P_t^A, U_t^A, S_t, Z_t)$  represents the state of the dynamical system at time  $t$ . It follows that any of the demand functions specified in equations (2)-(5) and (7)-(10) now have the following general structure

$$D_t = \mu_t r_t,$$

where  $\mu_t = \mu(\mathbf{x}_t)$  represents a generic reaction parameter and  $r_t = r(\mathbf{x}_t)$  can be interpreted as a rules' trading signal. For instance, in the case of chartists from country H trading in country A (equation 4), we would have  $\mu_t = \beta_t^{HA} = \beta^{HA}(\mathbf{x}_t)$  and  $r_t = S_t + P_t^H - Z_t - U_t^H$ . Note also that  $r(\mathbf{F}) = 0$ , that is, the trading signal of any trading rule is zero at the fundamental steady state. When computing the Jacobian matrix of the generalized 6-D map, it is clear that the partial derivatives of the demand functions with respect to the generic state variable  $x_k$  have the following structure

$$\frac{\partial D}{\partial x_k} = r(\mathbf{F}) \frac{\partial \mu}{\partial x_k}(\mathbf{F}) + \mu(\mathbf{F}) \frac{\partial r}{\partial x_k}(\mathbf{F}) = \bar{\mu} \frac{\partial r}{\partial x_k}(\mathbf{F}),$$

where  $\bar{\mu} := \mu(\mathbf{F})$  denotes the steady-state value of the reaction coefficient. This proves that the Jacobian matrix of the extended model is formally the same as matrix (25),

provided that we interpret the constant reaction coefficients  $\gamma$ 's and  $\beta$ 's in that matrix as the steady state values of the corresponding time-varying coefficients.

Here we briefly comment on a possible alternative formulation of the model, encompassed by this general framework. Assume that demand functions (2)-(3) and (9)-(10) represent the optimal amount of *wealth* (in currency H) to be invested by traders from country H in stock markets H and A, respectively. Analogously, assume that (7)-(8) and (4)-(5) represent the amount of wealth (in currency A) to be invested by traders from country A in stock markets H and A, respectively. Note that optimal wealth allocations similar to (2)-(5) and (7)-(10) can easily be derived within a mean-variance setup with multiple assets, under suitable assumptions about investors' first- and second-moment beliefs.<sup>15</sup> For instance, the quantity defined in equation (4), which we now denote by  $\Omega_{C,t}^{HA}$ , would represent the amount of wealth (in currency A) invested in stock market H by chartists from country A. The corresponding demand in real units would read

$$D_{C,t}^{HA} = \frac{\Omega_{C,t}^{HA}}{\exp(S_t)\exp(P_t^H)} = \beta_t^{HA}(S_t + P_t^H - S_{t-1} - P_{t-1}^H),$$

where  $\beta_t^{HA}$  is the state-dependent reaction coefficient, defined as

$$\beta_t^{HA} := \frac{\beta^{HA}}{\exp(S_t)\exp(P_t^H)},$$

which has the steady-state value  $\bar{\beta}^{HA} := \beta^{HA} \exp[-(F^H + F^S)]$ . The demand functions of the other agent types are modified along similar lines. It is clear that this alternative formulation results again in the same Jacobian matrix (A4), provided that its coefficients are properly redefined as the new steady-state coefficients. Moreover, the model would again be represented by a nonlinear dynamical system.

---

<sup>15</sup> See, e.g. Dieci and Westerhoff, 2010 (Appendix A) and Chiarella, Dieci and Gardini (2005).



## References

- Akerlof, G. and Shiller, R. (2008): *Animal spirits*. Princeton University Press, Princeton.
- Alfarano, S., Lux, T. and Wagner F. (2005): Estimation of agent-based models: the case of an asymmetric herding model. *Computational Economics* 26, 19-49.
- Boswijk, P., Hommes, C. and Manzan, S. (2007): Behavioral heterogeneity in stock prices. *Journal of Economic Dynamics and Control* 31, 1938-1970.
- Brock, W. and Hommes, C. (1998): Heterogeneous beliefs and routes to chaos in a simple asset pricing model. *Journal of Economic Dynamics Control*, 22, 1235-1274.
- Brock, W., Hommes, C. and Wagener, F. (2009): More hedging instruments may destabilize markets. *Journal of Economic Dynamics Control* 33, 1912-1928.
- Chiarella, C. (1992): The dynamics of speculative behavior. *Annals of Operations Research* 37, 101-123.
- Chiarella, C., Dieci, R., and Gardini, L. (2002): Speculative behaviour and complex asset price dynamics: A global analysis. *Journal of Economic Behavior and Organization*, 49, 173-197.
- Chiarella, C., Dieci, R. and Gardini, L. (2005): The dynamic interaction of speculation and diversification. *Applied Mathematical Finance* 12, 17-52.
- Chiarella, C., Dieci, R. and He, X.-Z. (2007): Heterogeneous expectations and speculative behaviour in a dynamic multi-asset framework. *Journal of Economic Behavior and Organization* 62, 408-427.
- Chiarella, C., Dieci, R. and He, X.-Z. (2009): Heterogeneity, market mechanisms, and asset price dynamics. In: Hens, T. and Schenk-Hoppé, K.R. (eds.): *Handbook of Financial Markets: Dynamics and Evolution*. North-Holland, Amsterdam, 277-344.
- Corona, E., Ecce, S., Marchesi, M. and Setzu, A. (2008): The interplay between two stock markets and a related foreign exchange market: a simulation approach. *Computational Economics* 32, 99-119.
- Day, R. and Huang, W. (1990): Bulls, bears and market sheep. *Journal of Economic Behavior and Organization* 14, 299-329.
- Dieci, R. and Westerhoff, F. (2010): Heterogeneous speculators, endogenous fluctuations and interacting markets: a model of stock prices and exchange rates. *Journal of Economic Dynamics and Control* 34, 743-764.

- Farmer, J. D. and Joshi, S. (2002): The price dynamics of common trading strategies. *Journal of Economic Behavior and Organization*, 49, 149-171.
- Franke, R. and Westerhoff, F. (2010): Estimation of a structural stochastic volatility model of asset pricing. *Computational Economics*, in press.
- Galbraith, J. (1997): *The Great Crash: 1929*. Houghton Mifflin, New York.
- Gilli, M. and Winker, P. (2003): A global optimization heuristic for estimating agent based models. *Computational Statistics and Data Analysis* 42, 299-312.
- Heemeijer, P., Hommes, C., Sonnemans, J., Tuinstra, J., 2009. Price stability and volatility in markets with positive and negative expectations feedback: an experimental investigation. *Journal of Economic Dynamics and Control* 33, 1052-1072.
- Hommes, C., Sonnemans, J., Tuinstra, J. and van de Velden, H. (2005): Coordination of expectations in asset pricing experiments. *Review of Financial Studies* 18, 955-980.
- Hommes, C. and Wagener, F. (2009): Complex evolutionary systems in behavioral finance. In: Hens, T. and Schenk-Hoppé, K.R. (eds.): *Handbook of Financial Markets: Dynamics and Evolution*. North-Holland, Amsterdam, 217-276.
- Kahneman, D., Slovic, P. and Tversky, A. (1986): *Judgment under uncertainty: heuristics and biases*. Cambridge University Press, Cambridge.
- Kindelberger, C. (1978): *Manias, panics and crashes: a history of financial crises*. Basic, New York.
- Kirman, A. (1991): Epidemics of opinion and speculative bubbles in financial markets. In: Taylor, M. (ed.): *Money and financial markets*. Blackwell, Oxford, 354-368.
- Lux, T. (1995): Herd behaviour, bubbles and crashes. *Economic Journal* 105, 881-896.
- Lux, T. (2009): Stochastic behavioural asset-pricing models and the stylize facts. In: Hens, T. and Schenk-Hoppé, K.R. (eds.): *Handbook of Financial Markets: Dynamics and Evolution*. North-Holland, Amsterdam, 161-216.
- Manzan, S. and Westerhoff, F. (2007): Heterogeneous expectations, exchange rate dynamics and predictability. *Journal of Economic Behavior and Organization* 64, 111-128.
- Menkhoff, L. and Taylor, M. (2007): The obstinate passion of foreign exchange professionals: technical analysis. *Journal of Economic Literature* 45, 936-972.
- Menkhoff, L., Rebitzky, R.R. and Schröder, M. (2009): Heterogeneity in exchange rate

- expectations: evidence on the chartist-fundamentalist approach. *Journal of Economic Behavior and Organization* 70, 241-252.
- Minsky, H. (1982): *Can it happen again? Essays on instability and finance*. Sharpe, Armonk.
- Shiller, R. (2003): *Irrational exuberance* (2nd edition). Princeton University Press, Princeton.
- Simon, H. (1982): *Models of Bounded Rationality*. MIT Press, Cambridge.
- Smith, V. (1991): *Papers in experimental economics*. Cambridge University Press, Cambridge.
- Stewart, G.W. (1999): *Matrix Algorithms – Volume I: Basic Decompositions*. SIAM, Philadelphia.
- Tramontana, F., Gardini, L., Dieci, R. and Westerhoff, F. (2009): The emergence of "bull and bear" dynamics in a nonlinear model of interacting markets. *Discrete Dynamics in Nature and Society* 2009, Article ID 310471.
- Westerhoff, F. and Dieci, R. (2006): The effectiveness of Keynes-Tobin transaction taxes when heterogeneous agents can trade in different markets: a behavioral finance approach. *Journal of Economic Dynamics and Control* 30, 293-322.
- Westerhoff, F. (2004): Multiasset market dynamics. *Macroeconomic Dynamics* 8, 596-616.
- Westerhoff, F. (2009): Exchange rate dynamics: A nonlinear survey. In: Rosser, J.B., Jr. (ed): *Handbook of Research on Complexity*. Edward Elgar, Cheltenham, 287-325.

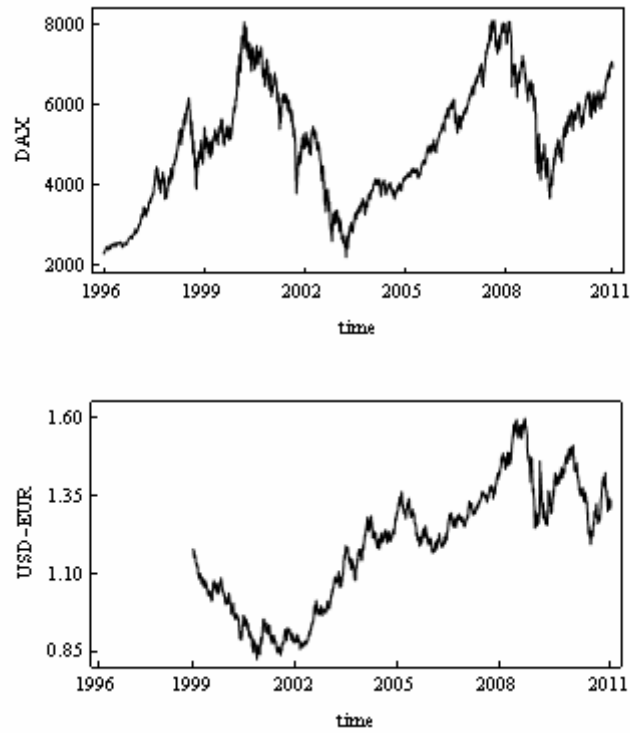


Figure 1: Long-run swings of international asset prices. The top panel shows the evolution of the DAX (i.e. the leading German stock market index) between 1996 and 2010. The bottom panel presents the course of the USD-EUR exchange rate between 1999 and 2010.

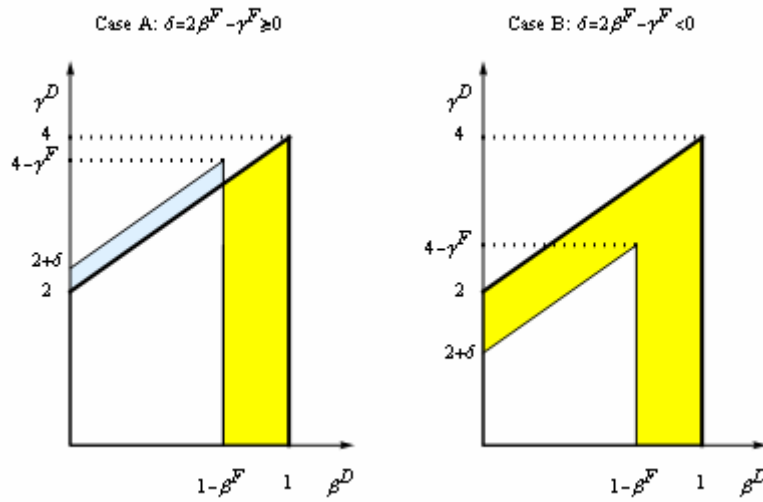


Figure 2: Entry of new speculators and comparison of stability regions for isolated and interacting markets. The yellow area indicates a minimal parameter region where the fundamental steady state is stable for isolated markets but unstable for interacting markets. The blue area indicates a parameter region where the fundamental steady state is unstable for isolated markets but may be stable for interacting markets.

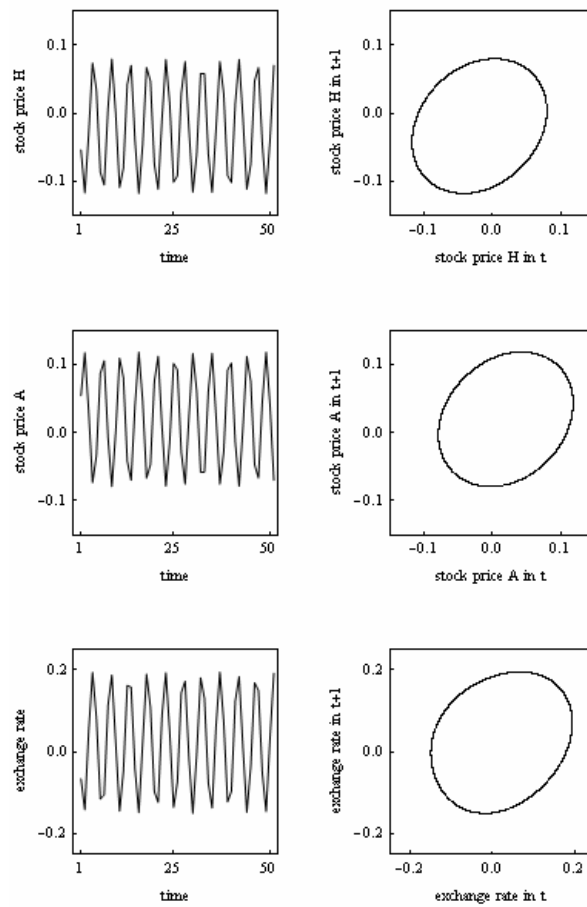


Figure 3: The model dynamics for parameter setting (44). The left-hand and right-hand panels show the dynamics in the time domain and in phase space, respectively. A longer transient period is omitted.

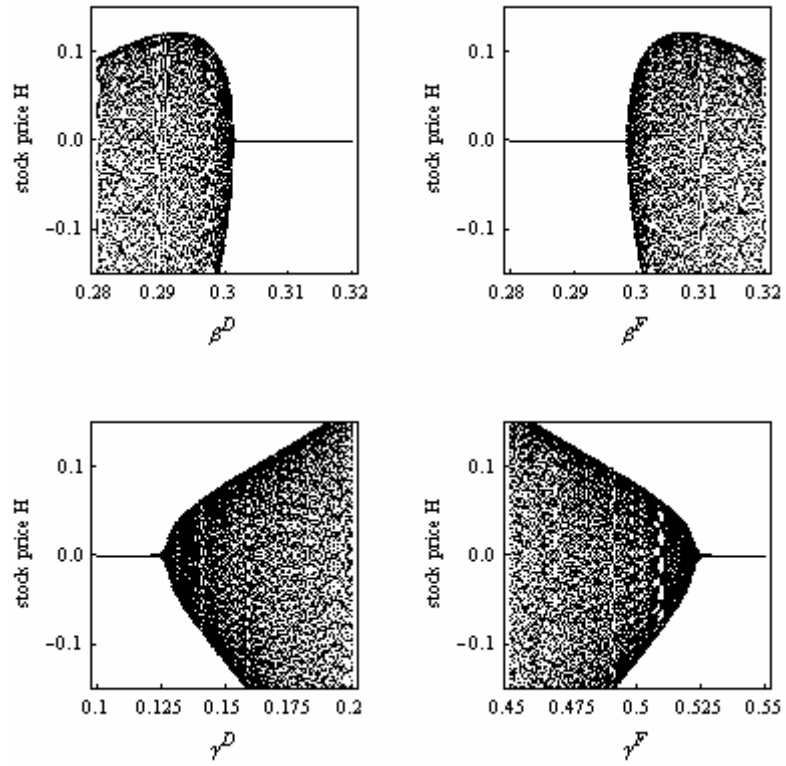


Figure 4: Bifurcation diagrams for stock prices in country  $H$ . Simulations are based on parameter setting (44) but the bifurcation parameters are varied as indicated on the axis.

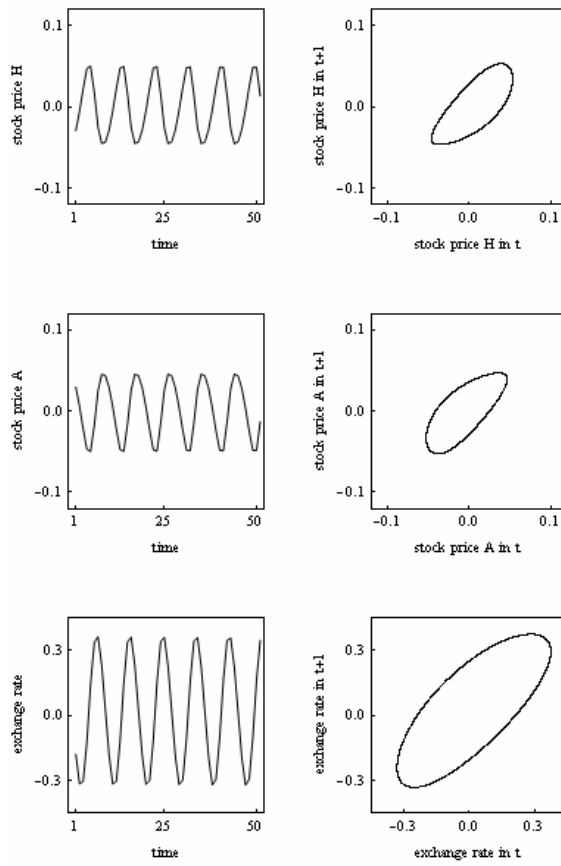


Figure 5: The model dynamics for parameter setting (46). The left-hand and right-hand panels show the dynamics in the time domain and in phase space, respectively. A longer transient period is omitted.



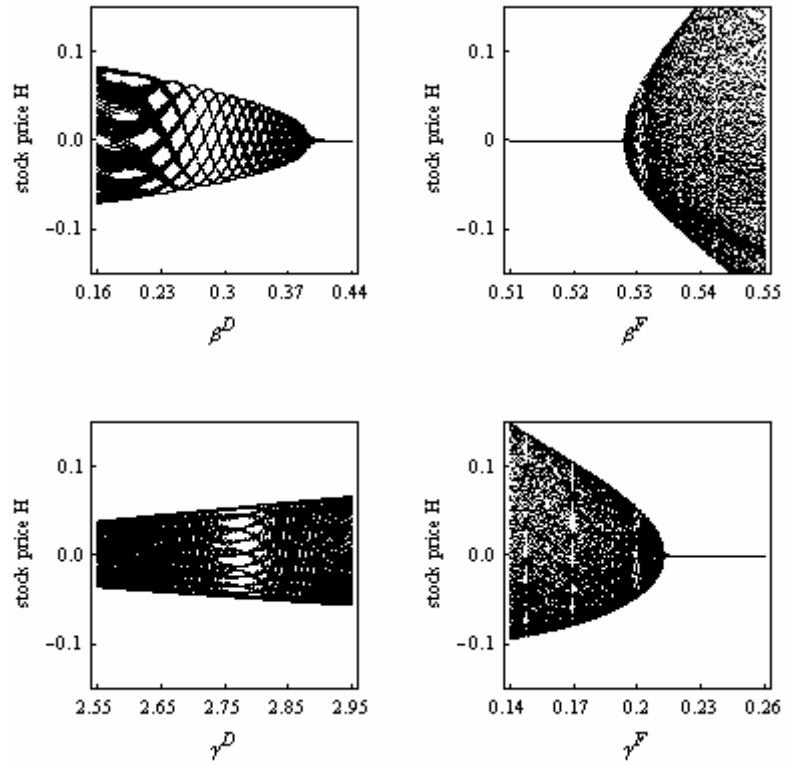


Figure 6: Bifurcation diagrams for stock prices in country  $H$ . Simulations are based on parameter setting (46) but the bifurcation parameters are varied as indicated on the axis.

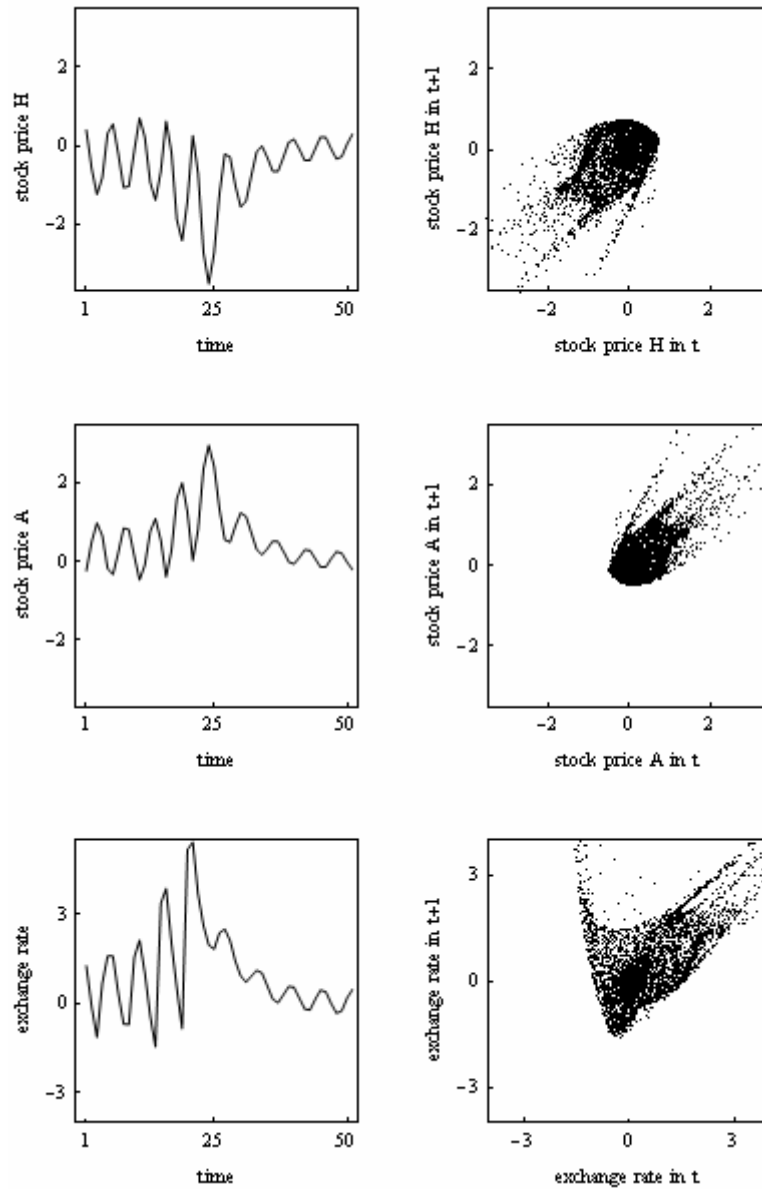


Figure 7: The model dynamics for parameter setting (48). The left-hand and right-hand panels show the dynamics in the time domain and in phase space, respectively. A longer transient period is omitted.

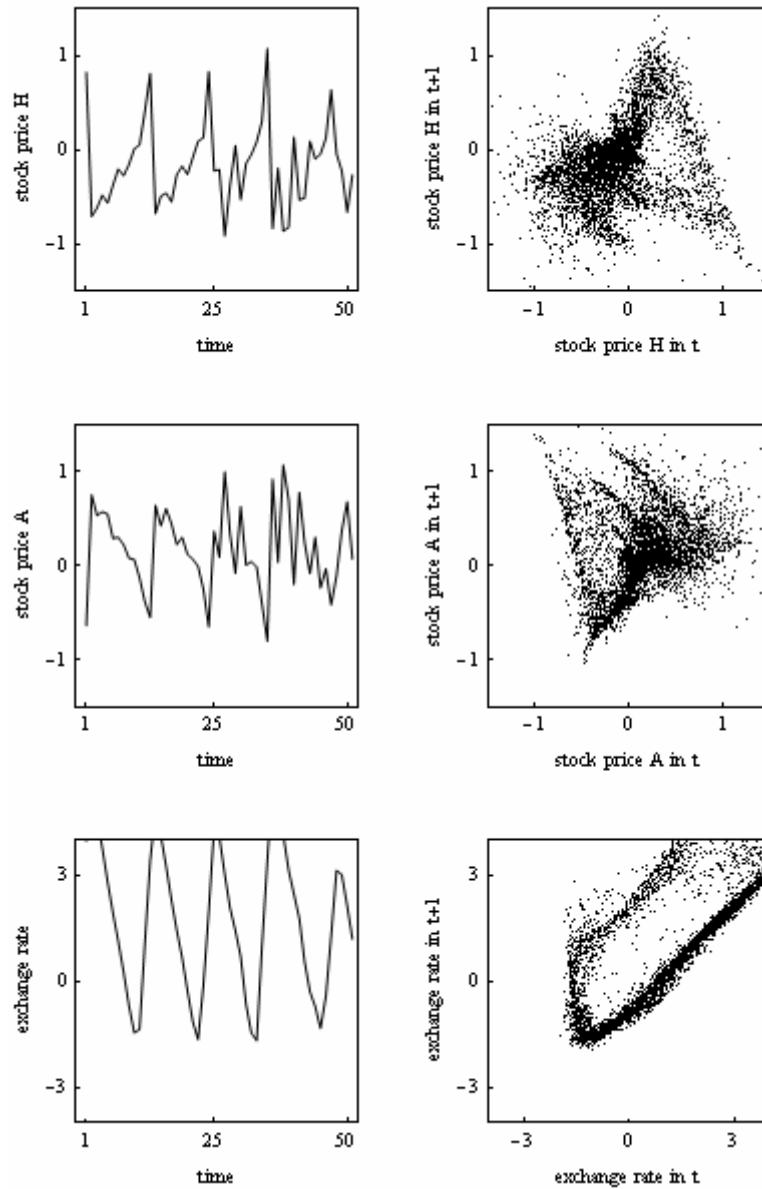


Figure 8: The model dynamics for parameter setting (50). The left-hand and right-hand panels show the dynamics in the time domain and in phase space, respectively. A longer transient period is omitted.

## BERG Working Paper Series on Government and Growth

---

- 1 Mikko **Puhakka** and Jennifer P. **Wissink**, Multiple Equilibria and Coordination Failure in Cournot Competition, December 1993
- 2 Matthias **Wrede**, Steuerhinterziehung und endogenes Wachstum, December 1993
- 3 Mikko **Puhakka**, Borrowing Constraints and the Limits of Fiscal Policies, May 1994
- 4 Gerhard **Illing**, Indexierung der Staatsschuld und die Glaubwürdigkeit der Zentralbank in einer Währungsunion, June 1994
- 5 Bernd **Hayo**, Testing Wagner`s Law for Germany from 1960 to 1993, July 1994
- 6 Peter **Meister** and Heinz-Dieter **Wenzel**, Budgetfinanzierung in einem föderalen System, October 1994
- 7 Bernd **Hayo** and Matthias **Wrede**, Fiscal Policy in a Keynesian Model of a Closed Monetary Union, October 1994
- 8 Michael **Betten**, Heinz-Dieter **Wenzel**, and Matthias **Wrede**, Why Income Taxation Need Not Harm Growth, October 1994
- 9 Heinz-Dieter **Wenzel** (Editor), Problems and Perspectives of the Transformation Process in Eastern Europe, August 1995
- 10 Gerhard **Illing**, Arbeitslosigkeit aus Sicht der neuen Keynesianischen Makroökonomie, September 1995
- 11 Matthias **Wrede**, Vertical and horizontal tax competition: Will uncoordinated Leviathans end up on the wrong side of the Laffer curve? December 1995
- 12 Heinz-Dieter **Wenzel** and Bernd **Hayo**, Are the fiscal Flows of the European Union Budget explainable by Distributional Criteria? June 1996
- 13 Natascha **Kuhn**, Finanzausgleich in Estland: Analyse der bestehenden Struktur und Überlegungen für eine Reform, June 1996
- 14 Heinz-Dieter **Wenzel**, Wirtschaftliche Entwicklungsperspektiven Turkmenistans, July 1996
- 15 Matthias **Wrede**, Öffentliche Verschuldung in einem föderalen Staat; Stabilität, vertikale Zuweisungen und Verschuldungsgrenzen, August 1996
- 16 Matthias **Wrede**, Shared Tax Sources and Public Expenditures, December 1996

- 17 Heinz-Dieter **Wenzel** and Bernd **Hayo**, Budget and Financial Planning in Germany, February 1997
- 18 Heinz-Dieter **Wenzel**, Turkmenistan: Die ökonomische Situation und Perspektiven wirtschaftlicher Entwicklung, February 1997
- 19 Michael **Nusser**, Lohnstückkosten und internationale Wettbewerbsfähigkeit: Eine kritische Würdigung, April 1997
- 20 Matthias **Wrede**, The Competition and Federalism - The Underprovision of Local Public Goods, September 1997
- 21 Matthias **Wrede**, Spillovers, Tax Competition, and Tax Earmarking, September 1997
- 22 Manfred **Dausers**, Arsène **Verny**, Jiri **Zemánek**, Allgemeine Methodik der Rechtsangleichung an das EU-Recht am Beispiel der Tschechischen Republik, September 1997
- 23 Niklas **Oldiges**, Lohnt sich der Blick über den Atlantik? Neue Perspektiven für die aktuelle Reformdiskussion an deutschen Hochschulen, February 1998
- 24 Matthias **Wrede**, Global Environmental Problems and Actions Taken by Coalitions, May 1998
- 25 Alfred **Maußner**, Außengeld in berechenbaren Konjunkturmodellen – Modellstrukturen und numerische Eigenschaften, June 1998
- 26 Michael **Nusser**, The Implications of Innovations and Wage Structure Rigidity on Economic Growth and Unemployment: A Schumpetrian Approach to Endogenous Growth Theory, October 1998
- 27 Matthias **Wrede**, Pareto Efficiency of the Pay-as-you-go Pension System in a Three-Period-OLG Modell, December 1998
- 28 Michael **Nusser**, The Implications of Wage Structure Rigidity on Human Capital Accumulation, Economic Growth and Unemployment: A Schumpeterian Approach to Endogenous Growth Theory, March 1999
- 29 Volker **Treier**, Unemployment in Reforming Countries: Causes, Fiscal Impacts and the Success of Transformation, July 1999
- 30 Matthias **Wrede**, A Note on Reliefs for Traveling Expenses to Work, July 1999
- 31 Andreas **Billmeier**, The Early Years of Inflation Targeting – Review and Outlook –, August 1999
- 32 Jana **Kremer**, Arbeitslosigkeit und Steuerpolitik, August 1999

- 33 Matthias **Wrede**, Mobility and Reliefs for Traveling Expenses to Work, September 1999
- 34 Heinz-Dieter **Wenzel** (Herausgeber), Aktuelle Fragen der Finanzwissenschaft, February 2000
- 35 Michael **Betten**, Household Size and Household Utility in Intertemporal Choice, April 2000
- 36 Volker **Treier**, Steuerwettbewerb in Mittel- und Osteuropa: Eine Einschätzung anhand der Messung effektiver Grenzsteuersätze, April 2001
- 37 Jörg **Lackenbauer** und Heinz-Dieter **Wenzel**, Zum Stand von Transformations- und EU-Beitrittsprozess in Mittel- und Osteuropa – eine komparative Analyse, May 2001
- 38 Bernd **Hayo** und Matthias **Wrede**, Fiscal Equalisation: Principles and an Application to the European Union, December 2001
- 39 Irena Dh. **Bogdani**, Public Expenditure Planning in Albania, August 2002
- 40 Tineke **Haensgen**, Das Kyoto Protokoll: Eine ökonomische Analyse unter besonderer Berücksichtigung der flexiblen Mechanismen, August 2002
- 41 Arben **Malaj** and Fatmir **Mema**, Strategic Privatisation, its Achievements and Challenges, Januar 2003
- 42 Borbála **Szüle** 2003, Inside financial conglomerates, Effects in the Hungarian pension fund market, January 2003
- 43 Heinz-Dieter **Wenzel** und Stefan **Hopp** (Herausgeber), Seminar Volume of the Second European Doctoral Seminar (EDS), February 2003
- 44 Nicolas Henrik **Schwarze**, Ein Modell für Finanzkrisen bei Moral Hazard und Überinvestition, April 2003
- 45 Holger **Kächelein**, Fiscal Competition on the Local Level – May commuting be a source of fiscal crises?, April 2003
- 46 Sibylle **Wagener**, Fiskalischer Föderalismus – Theoretische Grundlagen und Studie Ungarns, August 2003
- 47 Stefan **Hopp**, J.-B. Say's 1803 *Treatise* and the Coordination of Economic Activity, July 2004
- 48 Julia **Bersch**, AK-Modell mit Staatsverschuldung und fixer Defizitquote, July 2004
- 49 Elke **Thiel**, European Integration of Albania: Economic Aspects, November 2004

- 50 Heinz-Dieter **Wenzel**, Jörg **Lackenbauer**, and Klaus J. **Brösamle**, Public Debt and the Future of the EU's Stability and Growth Pact, December 2004
- 51 Holger **Kächelein**, Capital Tax Competition and Partial Cooperation: Welfare Enhancing or not? December 2004
- 52 Kurt A. **Hafner**, Agglomeration, Migration and Tax Competition, January 2005
- 53 Felix **Stübben**, Jörg **Lackenbauer** und Heinz-Dieter **Wenzel**, Eine Dekade wirtschaftlicher Transformation in den Westbalkanstaaten: Ein Überblick, November 2005
- 54 Arben **Malaj**, Fatmir **Mema** and Sybi **Hida**, Albania, Financial Management in the Education System: Higher Education, December 2005
- 55 Osmat **Azzam**, Sotirag **Dhamo** and Tonin **Kola**, Introducing National Health Accounts in Albania, December 2005
- 56 Michael **Teig**, Fiskalische Transparenz und ökonomische Entwicklung: Der Fall Bosnien-Herzegowina, März 2006
- 57 Heinz-Dieter **Wenzel** (Herausgeber), Der Kaspische Raum: Ausgewählte Themen zu Politik und Wirtschaft, Juli 2007
- 58 Tonin **Kola** and Elida **Liko**, An Empirical Assessment of Alternative Exchange Rate Regimes in Medium Term in Albania, Januar 2008
- 59 Felix **Stübben**, Europäische Energieversorgung: Status quo und Perspektiven, Juni 2008
- 60 Holger **Kächelein**, Drini **Imami** and Endrit **Lami**, A new view into Political Business Cycles: Household Expenditures in Albania, July 2008
- 61 Frank **Westerhoff**, A simple agent-based financial market model: direct interactions and comparisons of trading profits, January 2009
- 62 Roberto **Dieci** and Frank **Westerhoff**, A simple model of a speculative housing market, February 2009
- 63 Carsten **Eckel**, International Trade and Retailing, April 2009
- 64 Björn-Christopher **Witte**, Temporal information gaps and market efficiency: a dynamic behavioral analysis, April 2009
- 65 Patrícia **Miklós-Somogyi** and László **Balogh**, The relationship between public balance and inflation in Europe (1999-2007), June 2009

- 66 H.-Dieter **Wenzel** und Jürgen **Jilke**, Der Europäische Gerichtshof EuGH als Bremsklotz einer effizienten und koordinierten Unternehmensbesteuerung in Europa?, November 2009
- 67 György **Jenei**, A Post-accession Crisis? Political Developments and Public Sector Modernization in Hungary, December 2009
- 68 Marji **Lines** and Frank **Westerhoff**, Effects of inflation expectations on macroeconomic dynamics: extrapolative versus regressive expectations, December 2009
- 69 Stevan **Gaber**, Economic Implications from Deficit Finance, January 2010
- 70 Abdulmenaf **Bexheti**, Anti-Crisis Measures in the Republic of Macedonia and their Effects – Are they Sufficient?, March 2010
- 71 Holger **Kächelein**, Endrit **Lami** and Drini **Imami**, Elections Related Cycles in Publicly Supplied Goods in Albania, April 2010
- 72 Annamaria **Pfeffer**, Staatliche Zinssubvention und Auslandsverschuldung: Eine Mittelwert-Varianz-Analyse am Beispiel Ungarn, April 2010
- 73 Arjan **Tushaj**, Market concentration in the banking sector: Evidence from Albania, April 2010
- 74 Pál **Gervai**, László **Trautmann** and Attila **Wiesz**, The mission and culture of the corporation, October 2010
- 75 Simone **Alfarano** and Mishael **Milaković**, Identification of Interaction Effects in Survey Expectations: A Cautionary Note, October 2010
- 76 Johannes **Kalusche**, Die Auswirkungen der Steuer- und Sozialreformen der Jahre 1999-2005 auf die automatischen Stabilisatoren Deutschlands, October 2010
- 77 Drini **Imami**, Endrit **Lami** and Holger **Kächelein**, Political cycles in income from privatization – The case of Albania, January 2011
- 78 Reiner **Franke** and Frank **Westerhoff**, Structural Stochastic Volatility in Asset Pricing Dynamics: Estimation and Model Contest, April 2011
- 79 Roberto **Dieci** and Frank **Westerhoff**, On the inherent instability of international financial markets: natural nonlinear interactions between stock and foreign exchange markets, April 2011